

LAMPIRAN

LAMPIRAN 1. SURAT PERMINTAAN MENJADI RESPONDEN

(Informed Consent)



SURAT PERMINTAAN UNTUK MENJADI RESPONDEN

PENGARUH EDUKASI MEDIA VIDEO TERHADAP PENINGKATAN KEPATUHAN TENAGA KESEHATAN DALAM MELAKSANAKAN *HAND HYGIENE* DI KLINIK HEMODIALISIS

Kepada Yth: Calon Responden Penelitian

Dengan Hormat,

Saya yang bertanda tangan di bawah ini;

Nama : Yullytia Franika Maryati

Adalah mahasiswi Fakultas Kedokteran dan Ilmu Kedokteran UMY melakukan penelitian dengan judul “Pengaruh Edukasi Media Video Terhadap Peningkatan Kepatuhan Tenaga Kesehatan dalam melaksanakan *Hand Hygiene* di Klinik Hemodialisis”. Penelitian ini tidak menimbulkan akibat yang merugikan bagi Saudara sebagai responden, kerahasiaan semua informasi yang diberikan akan dijaga dan hanya digunakan untuk kepentingan penelitian. Jika Saudara tidak bersedia menjadi responden, maka tidak ada ancaman bagi Saudara, serta memungkinkan mengundurkan diri untuk tidak mengikuti penelitian ini.

Apabila Saudara menyetujui, maka saya mohon kesediaannya untuk menandatangani persetujuan dan menjawab pertanyaan-pertanyaan dalam penelitian ini. Atas perhatian dan kesediaan Saudara menjadi responden, saya ucapkan terima kasih.

Bantul, April 2016

Peneliti

LAMPIRAN 2. LEMBAR PERSETUJUAN MENJADI RESPONDEN

(Informed Consent)



SURAT PERSETUJUAN UNTUK MENJADI RESPONDEN

PENGARUH EDUKASI MEDIA VIDEO TERHADAP PENINGKATAN KEPATUHAN TENAGA KESEHATAN DALAM MELAKSANAKAN *HAND HYGIENE* DI KLINIK HEMODIALISIS

Saya yang bertanda tangan dibawah ini, menyatakan bersedia untuk menjadi responden penelitian yang dilakukan oleh Mahasiswi Fakultas Kedokteran dan Ilmu Kesehatan UMY bernama Yullytia Franika Maryati dengan judul “Pengaruh Edukasi Media Video Terhadap Peningkatan Kepatuhan Tenaga Kesehatan Dalam Melaksanakan *Hand Hygiene* Di Klinik Hemodialisis”.

Adapun tujuan penelitian ini adalah untuk mengetahui pengaruh edukasi terhadap peningkatan kepatuhan tenaga kesehatan dalam melaksanakan *hand hygiene* di Klinik Hemodialisis Nitipuran.

Bantul, April 2016

(.....)

Tanpa nama terang/inisial

LAMPIRAN 3. UJI STATISTIK *PAIRED SAMPLES T TEST*

Paired Samples Statistics

		Mean	N	Std. Deviation	Std. Error Mean
Pair 1	Hasil bagi antara Individu_patuh_pretest dan Individu_patuh_tidakpatuh_pretest*100	28.9087	11	13.77243	4.15254
	Hasil bagi antara Individu_patuh_posttest dan Individu_patuh_tidakpatuh_posttest*100	46.8014	11	23.81382	7.18014

Paired Samples Correlations

		N	Correlation	Sig.
Pair 1	Hasil bagi antara Individu_patuh_pretest dan Individu_patuh_tidakpatuh_pretest*100 & Hasil bagi antara Individu_patuh_posttest dan Individu_patuh_tidakpatuh_posttest*100	11	.753	.007

Paired Samples Test

		Paired Differences					t	df	Sig. (2-tailed)
		Mean	Std. Deviation	Std. Error Mean	95% Confidence Interval of the Difference				
					Lower	Upper			
Pair 1	Hasil bagi antara Individu_patuh_pretest dan Individu_patuh_tidakpatuh_pretest*100 - Hasil bagi antara Individu_patuh_posttest dan Individu_patuh_tidakpatuh_posttest*100	-17.89274	16.21309	4.88843	-28.78484	-7.00064	-3.660	10	.004

Group Statistics

	Profesi	N	Mean	Std. Deviation	Std. Error Mean
Hasil bagi antara Moment_1_posttest dan Moment_1_posttest_total	dokter	4	48.6111	42.40094	21.20047
	perawat	7	28.8095	25.94000	9.80440
Hasil bagi antara Moment_2_posttest dan Moment_2_posttest_total	dokter	4	.0000	.00000	.00000
	perawat	7	28.5714	39.33979	14.86904
Hasil bagi antara Moment_3_posttest dan	dokter	0 ^a	.	.	.
	perawat	0 ^a	.	.	.
Hasil bagi antara Moment_4_posttest dan	dokter	4	53.7698	32.99383	16.49692
	perawat	7	51.8074	21.22936	8.02394
Hasil bagi antara Moment_5_posttest dan	dokter	4	.0000	.00000	.00000
	perawat	7	47.6883	12.98101	4.90636

a. t cannot be computed because at least one of the groups is empty.

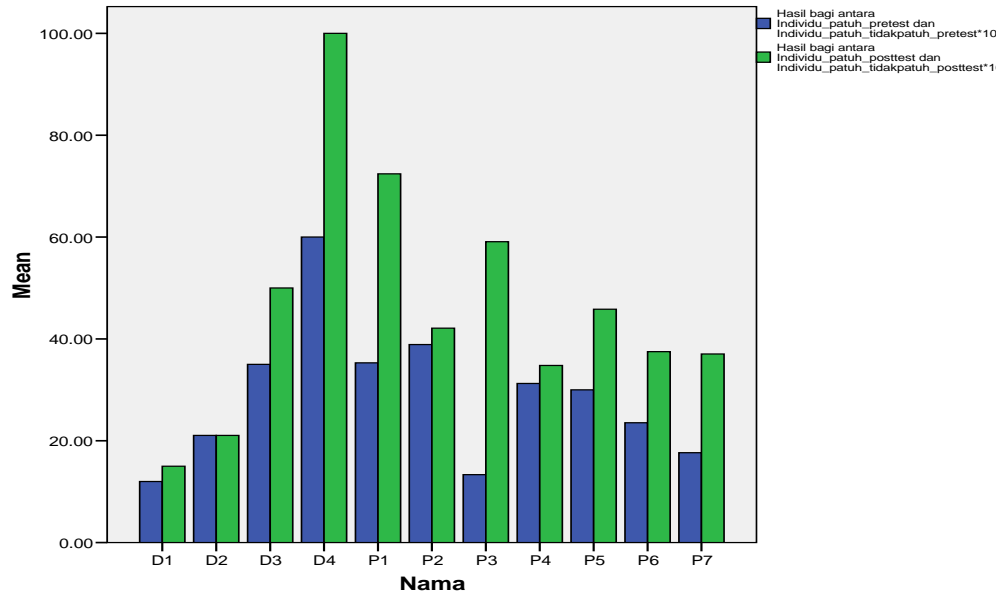
LAMPIRAN 4. UJI STATISTIK *INDEPENDENT T TEST*

Independent Samples Test

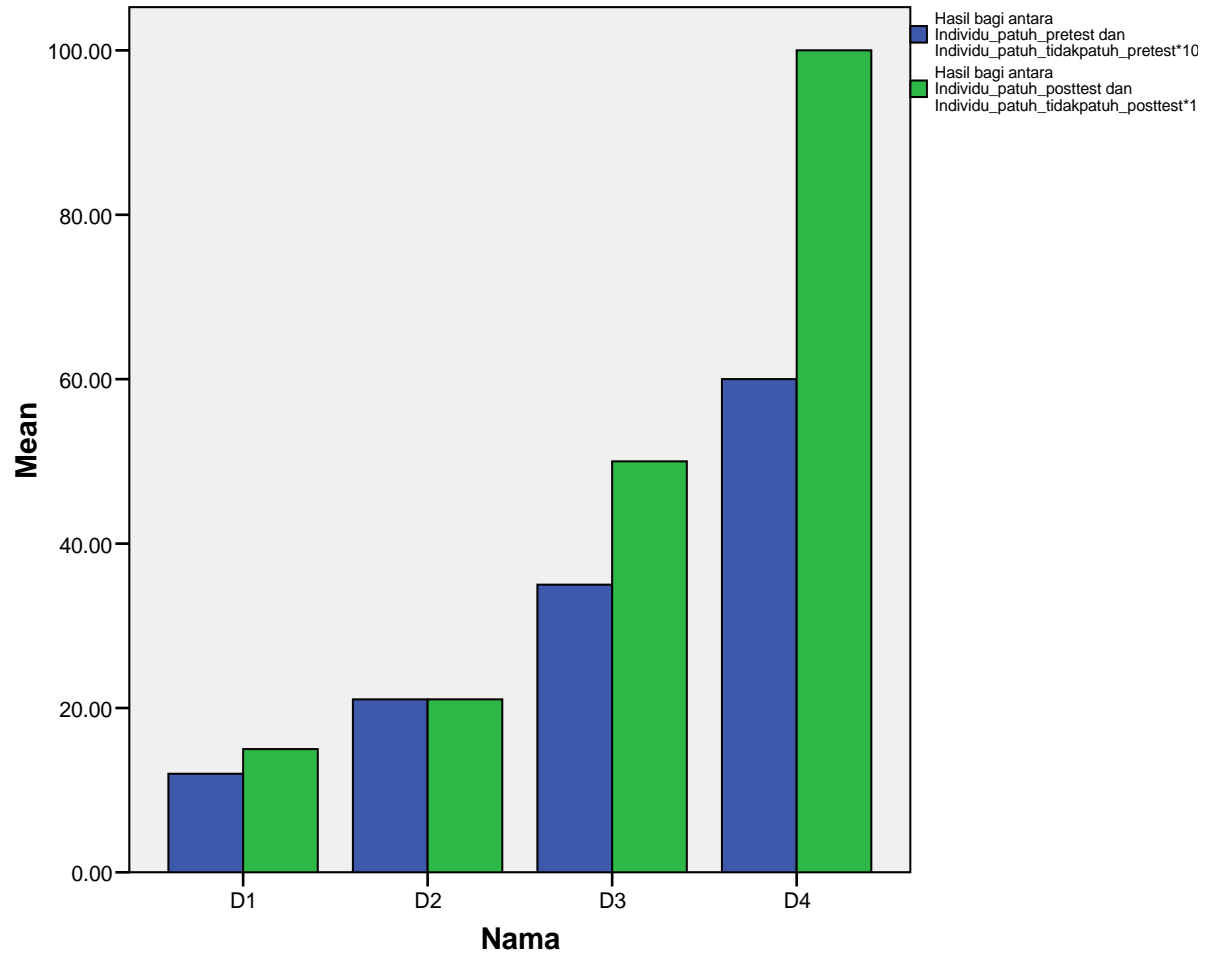
		Levene's Test for Equality of Variances		t-test for Equality of Means						
		F	Sig.	t	df	Sig. (2-tailed)	Mean Difference	Std. Error Difference	95% Confidence Interval of the Difference	
									Lower	Upper
Hasil bagi antara Moment_1_posttest dan Moment_1_posttest_total	Equal variances assumed	2.721	.133	.976	9	.355	19.80159	20.28947	-26.09639	65.69957
	Equal variances not assumed			.848	4.322	.441	19.80159	23.35778	-43.19030	82.79348
Hasil bagi antara Moment_2_posttest dan Moment_2_posttest_total	Equal variances assumed	13.405	.005	-1.419	9	.190	-28.57143	20.13278	-74.11494	16.97208
	Equal variances not assumed			-1.922	6.000	.103	-28.57143	14.86904	-64.95467	7.81181
Hasil bagi antara Moment_4_posttest dan Moment_4_posttest_total	Equal variances assumed	.364	.561	.122	9	.906	1.96248	16.14282	-34.55511	38.48007
	Equal variances not assumed			.107	4.462	.919	1.96248	18.34481	-46.95512	50.88009
Hasil bagi antara Moment_5_posttest dan Moment_5_posttest_total	Equal variances assumed	10.731	.010	-7.178	9	.000	-47.68828	6.64324	-62.71634	-32.66022
	Equal variances not assumed			-9.720	6.000	.000	-47.68828	4.90636	-59.69371	-35.68285

	Hasil bagi antara Individu_ patuh_pretest dan Individu_ patuh_tidakpatuh_pretest* 100	Hasil bagi antara Individu_ patuh_posttest dan Individu_ patuh_tidakpatuh_posttest* 100
	Mean	Mean
Nama	.	.
D1	12.00	15.00
D2	21.05	21.05
D3	35.00	50.00
D4	60.00	100.00
P1	35.29	72.41
P2	38.89	42.11
P3	13.33	59.09
P4	31.25	34.78
P5	30.00	45.83
P6	23.53	37.50
P7	17.65	37.04

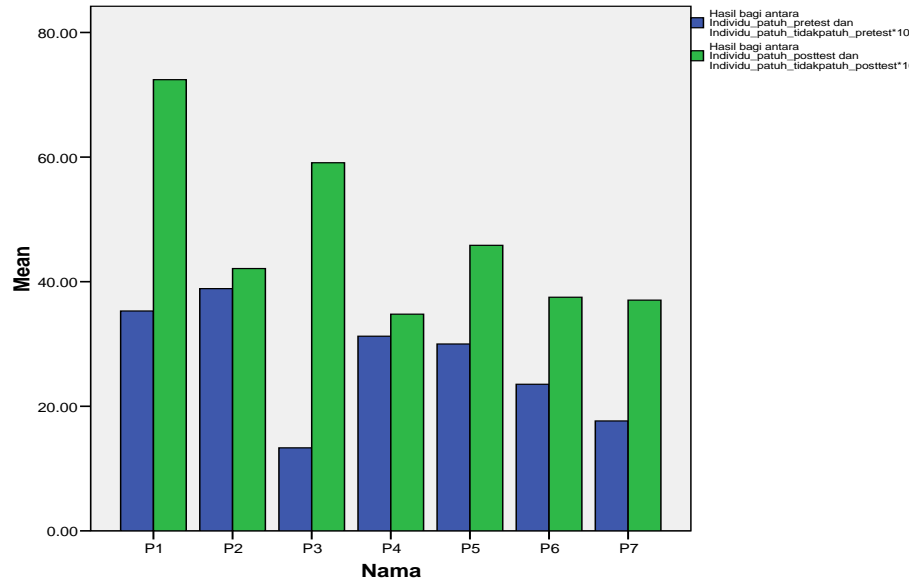
LAMPIRAN 5. PROSENTASE TENAGA KESEHATAN SEBELUM DAN SESUDAH PERLAKUAN



LAMPIRAN 6. PROSENTASE DOKTER SEBELUM DAN SESUDAH PERLAKUAN



LAMPIRAN 7. PROSENTASE PERAWAT SEBELUM DAN SESUDAH PERLAKUAN



LAMPIRAN 8. FREKUENSI DATA

Hasil bagi antara Individu_patuh_posttest dan Individu_patuh_tidakpatuh_posttest*100

		Frequency	Percent	Valid Percent	Cumulative Percent
Valid	15.00	1	4.5	9.1	9.1
	21.05	1	4.5	9.1	18.2
	34.78	1	4.5	9.1	27.3
	37.04	1	4.5	9.1	36.4
	37.50	1	4.5	9.1	45.5
	42.11	1	4.5	9.1	54.5
	45.83	1	4.5	9.1	63.6
	50.00	1	4.5	9.1	72.7
	59.09	1	4.5	9.1	81.8
	72.41	1	4.5	9.1	90.9
	100.00	1	4.5	9.1	100.0
	Total	11	50.0	100.0	
Missing	System	11	50.0		
Total		22	100.0		

Hasil penjumlahan Moment Total 1-5 Posttest

		Frequency	Percent	Valid Percent	Cumulative Percent
Valid	19	2	9.1	18.2	18.2
	20	3	13.6	27.3	45.5
	22	1	4.5	9.1	54.5
	23	1	4.5	9.1	63.6
	24	2	9.1	18.2	81.8
	27	1	4.5	9.1	90.9
	29	1	4.5	9.1	100.0
	Total	11	50.0	100.0	
Missing	System	11	50.0		
Total		22	100.0		

Hasil bagi antara Individu_patuh_pretest dan Individu_patuh_tidakpatuh_pretest*100

		Frequency	Percent	Valid Percent	Cumulative Percent
Valid	12.00	1	4.5	9.1	9.1
	13.33	1	4.5	9.1	18.2
	17.65	1	4.5	9.1	27.3
	21.05	1	4.5	9.1	36.4
	23.53	1	4.5	9.1	45.5
	30.00	1	4.5	9.1	54.5
	31.25	1	4.5	9.1	63.6
	35.00	1	4.5	9.1	72.7
	35.29	1	4.5	9.1	81.8
	38.89	1	4.5	9.1	90.9
	60.00	1	4.5	9.1	100.0
Total		11	50.0	100.0	
Missing	System	11	50.0		
Total		22	100.0		

Hasil penjumlahan Moment Total 1-5 Pretest

		Frequency	Percent	Valid Percent	Cumulative Percent
Valid	15	1	4.5	9.1	9.1
	16	1	4.5	9.1	18.2
	17	3	13.6	27.3	45.5
	18	1	4.5	9.1	54.5
	19	1	4.5	9.1	63.6
	20	3	13.6	27.3	90.9
	25	1	4.5	9.1	100.0
	Total		11	50.0	100.0
Missing	System	11	50.0		
Total		22	100.0		

Hasil penjumlahan Moment Patuh 1-5 Pretest

		Frequency	Percent	Valid Percent	Cumulative Percent
Valid	2	1	4.5	9.1	9.1
	3	2	9.1	18.2	27.3
	4	2	9.1	18.2	45.5
	5	1	4.5	9.1	54.5
	6	2	9.1	18.2	72.7
	7	2	9.1	18.2	90.9
	12	1	4.5	9.1	100.0
	Total	11	50.0	100.0	
Missing	System	11	50.0		
Total		22	100.0		

Hasil bagi antara Moment_5_posttest dan Moment_5_posttest_total

		Frequency	Percent	Valid Percent	Cumulative Percent
Valid	.00	4	18.2	36.4	36.4
	30.00	1	4.5	9.1	45.5
	33.33	1	4.5	9.1	54.5
	44.44	1	4.5	9.1	63.6
	46.15	1	4.5	9.1	72.7
	56.25	1	4.5	9.1	81.8
	60.00	1	4.5	9.1	90.9
	63.64	1	4.5	9.1	100.0
	Total	11	50.0	100.0	
Missing	System	11	50.0		
Total		22	100.0		

Hasil bagi antara Moment_4_posttest dan Moment_4_posttest_total

		Frequency	Percent	Valid Percent	Cumulative Percent
Valid	22.22	1	4.5	9.1	9.1
	25.00	1	4.5	9.1	18.2
	33.33	2	9.1	18.2	36.4
	42.86	1	4.5	9.1	45.5
	50.00	1	4.5	9.1	54.5
	60.00	1	4.5	9.1	63.6
	62.50	1	4.5	9.1	72.7
	66.67	1	4.5	9.1	81.8
	81.82	1	4.5	9.1	90.9
	100.00	1	4.5	9.1	100.0
	Total	11	50.0	100.0	
Missing	System	11	50.0		
Total		22	100.0		

Hasil bagi antara Moment_3_posttest dan Moment_3_posttest_total

		Frequency	Percent
Missing	System	22	100.0

Hasil bagi antara Moment_2_posttest dan Moment_2_posttest_total

		Frequency	Percent	Valid Percent	Cumulative Percent
Valid	.00	8	36.4	72.7	72.7
	50.00	2	9.1	18.2	90.9
	100.00	1	4.5	9.1	100.0
	Total	11	50.0	100.0	
Missing	System	11	50.0		
Total		22	100.0		

Hasil bagi antara Moment_1_posttest dan Moment_1_posttest_total

		Frequency	Percent	Valid Percent	Cumulative Percent
Valid	.00	2	9.1	18.2	18.2
	11.11	1	4.5	9.1	27.3
	16.67	1	4.5	9.1	36.4
	20.00	1	4.5	9.1	45.5
	33.33	2	9.1	18.2	63.6
	40.00	1	4.5	9.1	72.7
	66.67	1	4.5	9.1	81.8
	75.00	1	4.5	9.1	90.9
	100.00	1	4.5	9.1	100.0
	Total	11	50.0	100.0	
Missing	System	11	50.0		
Total		22	100.0		

Hasil bagi antara Moment_5_pretest dan Moment_5_pretest_total

		Frequency	Percent	Valid Percent	Cumulative Percent
Valid	.00	6	27.3	54.5	54.5
	20.00	2	9.1	18.2	72.7
	28.57	1	4.5	9.1	81.8
	33.33	1	4.5	9.1	90.9
	40.00	1	4.5	9.1	100.0
	Total	11	50.0	100.0	
Missing	System	11	50.0		
Total		22	100.0		

Hasil bagi antara Moment_4_pretest dan Moment_4_pretest_total

		Frequency	Percent	Valid Percent	Cumulative Percent
Valid	20.00	1	4.5	9.1	9.1
	22.22	1	4.5	9.1	18.2
	25.00	2	9.1	18.2	36.4
	33.33	3	13.6	27.3	63.6
	37.50	1	4.5	9.1	72.7
	50.00	2	9.1	18.2	90.9
	75.00	1	4.5	9.1	100.0
	Total	11	50.0	100.0	
Missing	System	11	50.0		
Total		22	100.0		

**Hasil bagi antara Moment_3_pretest dan
Moment_3_pretest_total**

	Frequency	Percent
Missing System	22	100.0

Hasil bagi antara Moment_2_pretest dan Moment_2_pretest_total

	Frequency	Percent	Valid Percent	Cumulative Percent
Valid .00	3	13.6	42.9	42.9
40.00	1	4.5	14.3	57.1
50.00	1	4.5	14.3	71.4
60.00	1	4.5	14.3	85.7
75.00	1	4.5	14.3	100.0
Total	7	31.8	100.0	
Missing System	15	68.2		
Total	22	100.0		

Hasil bagi antara Moment_1_pretest dan Moment_1_pretest_total

	Frequency	Percent	Valid Percent	Cumulative Percent
Valid .00	3	13.6	27.3	27.3
12.50	1	4.5	9.1	36.4
16.67	1	4.5	9.1	45.5
20.00	1	4.5	9.1	54.5
28.57	1	4.5	9.1	63.6
33.33	1	4.5	9.1	72.7
50.00	2	9.1	18.2	90.9
60.00	1	4.5	9.1	100.0
Total	11	50.0	100.0	
Missing System	11	50.0		
Total	22	100.0		

Moment_5_Posttest_Total

		Frequency	Percent	Valid Percent	Cumulative Percent
Valid	0	1	4.5	9.1	9.1
	2	1	4.5	9.1	18.2
	3	1	4.5	9.1	27.3
	6	1	4.5	9.1	36.4
	9	1	4.5	9.1	45.5
	10	2	9.1	18.2	63.6
	11	1	4.5	9.1	72.7
	13	1	4.5	9.1	81.8
	15	1	4.5	9.1	90.9
	16	1	4.5	9.1	100.0
	Total	11	50.0	100.0	
Missing	System	11	50.0		
Total		22	100.0		

Moment_5_Posttest

		Frequency	Percent	Valid Percent	Cumulative Percent
Valid	0	4	18.2	36.4	36.4
	3	1	4.5	9.1	45.5
	4	1	4.5	9.1	54.5
	5	1	4.5	9.1	63.6
	6	2	9.1	18.2	81.8
	7	1	4.5	9.1	90.9
	9	1	4.5	9.1	100.0
	Total	11	50.0	100.0	
Missing	System	11	50.0		
Total		22	100.0		

Moment_4_Posttest_Total

		Frequency	Percent	Valid Percent	Cumulative Percent
Valid	3	1	4.5	9.1	9.1
	4	1	4.5	9.1	18.2
	5	1	4.5	9.1	27.3
	6	2	9.1	18.2	45.5
	7	1	4.5	9.1	54.5
	8	2	9.1	18.2	72.7
	9	1	4.5	9.1	81.8
	10	1	4.5	9.1	90.9
	11	1	4.5	9.1	100.0
	Total	11	50.0	100.0	
	Missing	System	11	50.0	
Total		22	100.0		

Moment_4_Posttest

		Frequency	Percent	Valid Percent	Cumulative Percent	
Valid	1	2	9.1	18.2	18.2	
	2	2	9.1	18.2	36.4	
	3	2	9.1	18.2	54.5	
	4	2	9.1	18.2	72.7	
	5	1	4.5	9.1	81.8	
	9	1	4.5	9.1	90.9	
	10	1	4.5	9.1	100.0	
	Total	11	50.0	100.0		
	Missing	System	11	50.0		
	Total		22	100.0		

Moment_3_Posttest_Total

		Frequency	Percent	Valid Percent	Cumulative Percent
Valid	0	11	50.0	100.0	100.0
Missing	System	11	50.0		
Total		22	100.0		

Moment_3_Posttest

		Frequency	Percent	Valid Percent	Cumulative Percent
Valid	0	11	50.0	100.0	100.0
Missing	System	11	50.0		
Total		22	100.0		

Moment_2_Posttest_Total

		Frequency	Percent	Valid Percent	Cumulative Percent
Valid	0	7	31.8	63.6	63.6
	1	2	9.1	18.2	81.8
	2	1	4.5	9.1	90.9
	4	1	4.5	9.1	100.0
	Total	11	50.0	100.0	
Missing	System	11	50.0		
Total		22	100.0		

Moment_2_Posttest

		Frequency	Percent	Valid Percent	Cumulative Percent
Valid	0	8	36.4	72.7	72.7
	1	2	9.1	18.2	90.9
	2	1	4.5	9.1	100.0
	Total	11	50.0	100.0	
Missing	System	11	50.0		
Total		22	100.0		

Moment_1_Posttest_Total

		Frequency	Percent	Valid Percent	Cumulative Percent
Valid	3	3	13.6	27.3	27.3
	5	2	9.1	18.2	45.5
	6	2	9.1	18.2	63.6
	8	1	4.5	9.1	72.7
	9	2	9.1	18.2	90.9
	10	1	4.5	9.1	100.0
	Total	11	50.0	100.0	
Missing	System	11	50.0		
Total		22	100.0		

Moment_1_Posttest

		Frequency	Percent	Valid Percent	Cumulative Percent
Valid	0	2	9.1	18.2	18.2
	1	5	22.7	45.5	63.6
	2	1	4.5	9.1	72.7
	6	2	9.1	18.2	90.9
	10	1	4.5	9.1	100.0
	Total	11	50.0	100.0	
Missing	System	11	50.0		
Total		22	100.0		

Moment_5_Prestest_Total

		Frequency	Percent	Valid Percent	Cumulative Percent
Valid	2	1	4.5	9.1	9.1
	3	2	9.1	18.2	27.3
	4	3	13.6	27.3	54.5
	5	3	13.6	27.3	81.8
	7	2	9.1	18.2	100.0
	Total	11	50.0	100.0	
Missing	System	11	50.0		
Total		22	100.0		

Moment_5_Prestest

		Frequency	Percent	Valid Percent	Cumulative Percent
Valid	0	6	27.3	54.5	54.5
	1	3	13.6	27.3	81.8
	2	2	9.1	18.2	100.0
	Total	11	50.0	100.0	
Missing	System	11	50.0		
Total		22	100.0		

Moment_4_Prestest_Total

		Frequency	Percent	Valid Percent	Cumulative Percent
Valid	3	3	13.6	27.3	27.3
	4	3	13.6	27.3	54.5
	6	1	4.5	9.1	63.6
	8	2	9.1	18.2	81.8
	9	1	4.5	9.1	90.9
	10	1	4.5	9.1	100.0
	Total	11	50.0	100.0	
Missing	System	11	50.0		
Total		22	100.0		

Moment_4_Prestest

		Frequency	Percent	Valid Percent	Cumulative Percent
Valid	1	5	22.7	45.5	45.5
	2	3	13.6	27.3	72.7
	3	2	9.1	18.2	90.9
	6	1	4.5	9.1	100.0
	Total	11	50.0	100.0	
Missing	System	11	50.0		
Total		22	100.0		

Moment_3_Prestest_Total

		Frequency	Percent	Valid Percent	Cumulative Percent
Valid	0	11	50.0	100.0	100.0
Missing	System	11	50.0		
Total		22	100.0		

Moment_3_Prestest

		Frequency	Percent	Valid Percent	Cumulative Percent
Valid	0	11	50.0	100.0	100.0
Missing	System	11	50.0		
Total		22	100.0		

Moment_2_Prestest_Total

		Frequency	Percent	Valid Percent	Cumulative Percent
Valid	0	4	18.2	36.4	36.4
	3	2	9.1	18.2	54.5
	4	3	13.6	27.3	81.8
	5	2	9.1	18.2	100.0
	Total	11	50.0	100.0	
Missing	System	11	50.0		
Total		22	100.0		

Moment_2_Prestest

		Frequency	Percent	Valid Percent	Cumulative Percent
Valid	0	7	31.8	63.6	63.6
	2	2	9.1	18.2	81.8
	3	2	9.1	18.2	100.0
	Total	11	50.0	100.0	
Missing	System	11	50.0		
Total		22	100.0		

Moment_1_Prestest_Total

		Frequency	Percent	Valid Percent	Cumulative Percent
Valid	3	2	9.1	18.2	18.2
	4	1	4.5	9.1	27.3
	5	2	9.1	18.2	45.5
	6	2	9.1	18.2	63.6
	7	1	4.5	9.1	72.7
	8	2	9.1	18.2	90.9
	10	1	4.5	9.1	100.0
	Total	11	50.0	100.0	
Missing	System	11	50.0		
Total		22	100.0		

Moment_1_Pretest

		Frequency	Percent	Valid Percent	Cumulative Percent
Valid	0	3	13.6	27.3	27.3
	1	3	13.6	27.3	54.5
	2	3	13.6	27.3	81.8
	4	1	4.5	9.1	90.9
	6	1	4.5	9.1	100.0
	Total	11	50.0	100.0	
Missing	System	11	50.0		
Total		22	100.0		

Profesi

		Frequency	Percent	Valid Percent	Cumulative Percent
Valid	dokter	4	18.2	36.4	36.4
	perawat	7	31.8	63.6	100.0
	Total	11	50.0	100.0	
Missing	System	11	50.0		
Total		22	100.0		

Nama

		Frequency	Percent	Valid Percent	Cumulative Percent
Valid		11	50.0	50.0	50.0
	D1	1	4.5	4.5	54.5
	D2	1	4.5	4.5	59.1
	D3	1	4.5	4.5	63.6
	D4	1	4.5	4.5	68.2
	P1	1	4.5	4.5	72.7
	P2	1	4.5	4.5	77.3
	P3	1	4.5	4.5	81.8
	P4	1	4.5	4.5	86.4
	P5	1	4.5	4.5	90.9
	P6	1	4.5	4.5	95.5
	P7	1	4.5	4.5	100.0
	Total	22	100.0	100.0	