



(<https://www.elsevier.com>)

SEARCH

MENU

Home (<https://www.elsevier.com/>) > Journals (<https://www.elsevier.com/catalog?producttype...>)

> Materials Today: Proceedings (<https://www.journals.elsevier.com:443/materials-today-proceedings>)



(<https://www.sciencedirect.com/science/journal/22147853>)

ISSN: 2214-7853

# Materials Today: Proceedings

Publisher: S. Bland

> [View Editorial Board \(https://www.journals.elsevier.com:443/materials-today-proceedings/editorial-board\)](https://www.journals.elsevier.com:443/materials-today-proceedings/editorial-board)

> **CiteScore: 1.3** <sup>①</sup>



Submit Your Paper ▼

Supports Open Access (<https://www.elsevier.com/journals/materials-today-proceedings/2214-7853/open-access-options>)

[View Articles \(https://www.sciencedirect.com/science/journal/22147853\)](https://www.sciencedirect.com/science/journal/22147853)

Guide for Authors ▼

Abstracting/ Indexing (<http://www.elsevier.com/journals/materials-today-proceedings/2214-7853/abstracting-indexing>)



  
[\(http://www.facebook.com/ElsevierMaterialsTodayProceedings\)](#)
  
[\(https://twitter.com/ElsevierMaterialsTodayProceedings\)](#)
  
[\(https://www.youtube.com/channel/UC...\)](#)



Track Your Paper

(<https://www.elsevier.com>)

Order Journal (<https://www.elsevier.com/journals/institutional/materials-today-proceedings/2214-7853>)

 SEARCH

 MENU



## Journal Metrics

> CiteScore: **1.3** ⓘ

Source Normalized Impact per Paper (SNIP): **0.576** ⓘ

SCImago Journal Rank (SJR): **0.304** ⓘ

## Your Research Data

> Share your research data (<https://www.elsevier.com/authors/author-resources/research-data>)

## Related Links

- > Author Stats ⓘ
- > Researcher Academy
- > Author Resources (<https://www.elsevier.com/authors/author-resources>)
- > Try out personalized alert features

## Related Publications



Applied Materials Today (<https://www.elsevier.com/locate/inca/736582>)

Materials Today (<https://www.elsevier.com/locate/inca/601189>)

Materials Today Advances (<https://www.elsevier.com/locate/inca/747289>)



*Materials Today* (<https://www.journals.elsevier.com/materials-today>) is proud to introduce *Materials Today: Proceedings*. A new journal specializing in the publication of conference proceedings.

*Materials Today: Proceedings* provides the materials science community with a fast and flexible route to the publication of research presented at leading scientific...

[Read more](#)

[Recent Articles](#) [Most Cited](#) [Open Access Articles](#)

Method of stir casting of Aluminum metal matrix Composites: A review

Ulhas K. Annigeri | G. B. Veeresh Kumar

Meandering Vector Control Strategy as D - STATCOM in Renewable Cluster Grid for Power Optimization - Open access

T. Yuvaraja | K. Ramya | ...

Review on mechanical properties of natural fiber composites.

C. Elanchezian | B. Vijaya Ramnath | ...

[View All Most Cited Articles \(https://www.journals.elsevier.com:443/materials-today-proceedings/most-cited-articles\)](https://www.journals.elsevier.com:443/materials-today-proceedings/most-cited-articles)



## Most Cited Articles

(<https://www.elsevier.com>)

## Recent Open Access Articles

ELSEVIER



SEARCH



MENU



(<http://materials.elsevier.com>)

(<http://twitter.com/elsevier>)

(<http://www.elsevier.com>)

(<http://www.elsevier.com>)

(<http://www.elsevier.com>)

(<http://www.elsevier.com>)

## Announcements (<https://www.journals.elsevier.com:443/materials-today-proceedings/announcements>)

### In support of equality, inclusion & diversity (<https://www.journals.elsevier.com:443/materials-today-proceedings/announcements/in-support-of-equality-inclusion-diversity>)

Elsevier stands against racism and discrimination and fully supports the joint commitment for action in inclusion and diversity in publishing.

In partnership with the communities we serve; we redouble our deep commitment to inclusion and diversity within our editorial, author and reviewer networks.

Visibility. Trust. Choice. Only some of the benefits of publishing open access with Elsevier (<https://www.journals.elsevier.com:443/materials-today-proceedings/announcements/benefits-of-publishing-open-access-with-elsevier>)

Discover how our open access options can help you maximize reach and impact

> [View All \(https://www.journals.elsevier.com:443/materials-today-proceedings/announcements\)](https://www.journals.elsevier.com:443/materials-today-proceedings/announcements)

Special Issues (<https://www.journals.elsevier.com:443/materials-today-proceedings/special-issues>)

Special issues published in Materials Today: Proceedings.

National Conference on "Trends in Minerals & Materials Technology"  
Lala Behari Sukla | Niharbala Devi | ...

4th Advanced Materials Conference 2018, 4th AMC 2018, 27th & 28th November 2018, Hilton Kuching Hotel, Kuching, Sarawak, Malaysia  
Kartini Noorsal | Zuhailawati Hussain | ...

11th National Conference on Solid State Chemistry and Allied Areas  
N. B Singh | R. G Chaudhary

> [View All \(https://www.journals.elsevier.com:443/materials-today-proceedings/special-issues\)](https://www.journals.elsevier.com:443/materials-today-proceedings/special-issues)

> [View All \(https://www.journals.elsevier.com:443/materials-today-proceedings/upcoming-issues\)](https://www.journals.elsevier.com:443/materials-today-proceedings/upcoming-issues)

## In Materials Today (<https://www.journals.elsevier.com:443/materials-today-proceedings/in-materials-today>)

Surface crystallographic structure insensitive growth of oriented graphene domains on Cu substrates

30 June 2020

Comparative studies of optoelectrical properties of prominent PV materials: Halide perovskite, CdTe, and GaAs

30 June 2020

The controlled large-area synthesis of two dimensional metals

30 June 2020

> [View All \(https://www.journals.elsevier.com:443/materials-today-proceedings/in-materials-today\)](https://www.journals.elsevier.com:443/materials-today-proceedings/in-materials-today)

## Materials Today: News (<https://www.journals.elsevier.com:443/materials-today-proceedings/materials-today-news>)

Ford joins Composites UK

26 August 2020

Open source design challenge

26 August 2020

CCAI awards 2020 student scholarships

26 August 2020

> [View All \(https://www.journals.elsevier.com:443/materials-today-proceedings/materials-today-news\)](https://www.journals.elsevier.com:443/materials-today-proceedings/materials-today-news)

## Webinars (<https://www.journals.elsevier.com:443/materials-today-proceedings/webinars>)

Materials Innovation for Energy and Water

19 May 2020

> [View All \(https://www.journals.elsevier.com:443/materials-today-proceedings/webinars\)](https://www.journals.elsevier.com:443/materials-today-proceedings/webinars)

## Podcasts (<https://www.journals.elsevier.com:443/materials-today-proceedings/podcasts>)

Diamond quantum probes

3 August 2018

Reflective metasurfaces, 3D beyond holography

23 August 2017

Nanomaterial toxicology

14 August 2017

> [View All \(https://www.journals.elsevier.com:443/materials-today-proceedings/podcasts\)](https://www.journals.elsevier.com:443/materials-today-proceedings/podcasts)

## News (<https://www.journals.elsevier.com:443/materials-today-proceedings/news>)

News

Black Lives Matter - A statement from Materials Today (<https://www.journals.elsevier.com:443/materials-today-proceedings/news/black-lives-matter-a-statement-from-materials-today>)

Sensors for investigating the in-situ polymerization to PA6 – Fundamentals and Application

(<https://www.journals.elsevier.com:443/materials-today-proceedings/news/sensors-for-investigating-the-in-situ-polymerization-to-pa6>)

> [View All \(https://www.journals.elsevier.com:443/materials-today-proceedings/news\)](https://www.journals.elsevier.com:443/materials-today-proceedings/news)

# Materials Today: Proceedings

Readers

View Articles

Volume/ Issue Alert

Personalized Recommendations

Authors (<http://www.elsevier.com/authors/home>)

Guide for Authors (<http://www.elsevier.com/journals/materials-today-proceedings/2214-7853/guide-for-authors>)

Submit Your Paper

Track Your Paper

Researcher Academy (<https://www.elsevier.com/academic>)

Rights and Permissions (<https://www.elsevier.com/about/policies/copyright/permissions>)

Elsevier Author Services

Support Center



SEARCH



MENU

Librarians (<https://www.elsevier.com/librarians>)

Abstracting/ Indexing (<http://www.elsevier.com/journals/materials-today-proceedings/2214-7853/abstracting-indexing>)

Editors (<http://www.elsevier.com/editors/home>)

Publishing Ethics Resource Kit (<http://www.elsevier.com/editors/perk>)

Support Center

Reviewers (<http://www.elsevier.com/reviewers/home>)

Log in as Reviewer

Reviewer Recognition (<https://www.elsevier.com/reviewers/becoming-a-reviewer-how-and-why#recognizing>)

Support Center

Societies (<http://www.elsevier.com/societies/home>)



(<https://www.elsevier.com>)

ELSEVIER

Copyright © 2020 Elsevier B.V.

Careers (<https://www.elsevier.com/careers/careers-with-us>) - Terms and Conditions

(<https://www.elsevier.com/legal/elsevier-website-terms-and-conditions>) - Privacy Policy

(<https://www.elsevier.com/legal/privacy-policy>)

Cookies are used by this site. To decline or learn more, visit our Cookies page.



(<https://www.elsevier.com>) & RELX Group™ (<http://www.reedelsevier.com/>)

ELSEVIER



(<https://www.mendeley.com/groups/>)

& RELX Group™ (<http://www.reedelsevier.com/>)


(<https://twitter.com/ElsevierCon>) (<https://www.facebook.com/ElsevierCompany>) (<https://www.linkedin.com/company/elsevier>)



[Home \(https://www.elsevier.com/\)](https://www.elsevier.com/) > [Journals \(https://www.elsevier.com/catalog?producttype...](https://www.elsevier.com/catalog?producttype...)

> [Materials Today: Proceedings \(https://www.journals.else...](https://www.journals.else...)

> [Editorial Board \(https://www.journals.elsevier.com:443/materials-today-proceedings/editorial-board\)](https://www.journals.elsevier.com:443/materials-today-proceedings/editorial-board)


Submit Your Paper 

[Supports Open Access \(https://www.elsevier.com/journals/materials-today-proceedings/2214-7853/open-access-options\)](https://www.elsevier.com/journals/materials-today-proceedings/2214-7853/open-access-options)

[View Articles \(https://www.sciencedirect.com/science/journal/22147853\)](https://www.sciencedirect.com/science/journal/22147853)

Guide for Authors 

[Abstracting/ Indexing \(http://www.elsevier.com/journals/materials-today-proceedings/2214-7853/abstracting-indexing\)](http://www.elsevier.com/journals/materials-today-proceedings/2214-7853/abstracting-indexing)

Track Your Paper 

[Order Journal \(https://www.elsevier.com/journals/institutional/materials-today-proceedings/2214-7853\)](https://www.elsevier.com/journals/institutional/materials-today-proceedings/2214-7853)

Journal Metrics

> CiteScore: **1.3** 

Source Normalized Impact per Paper (SNIP): **0.576** 

SCImago Journal Rank (SJR): **0.304** 





## Your Research Data

- [Share your research data \(https://www.elsevier.com/authors/author-resources/research-data\)](https://www.elsevier.com/authors/author-resources/research-data)

## Related Links

- [Author Stats](#) ⓘ
- [Researcher Academy](#)
- [Author Resources \(https://www.elsevier.com/authors/author-resources\)](https://www.elsevier.com/authors/author-resources)
- [Try out personalized alert features](#)

## Related Publications



[Applied Materials Today \(https://www.elsevier.com/locate/inca/736582\)](https://www.elsevier.com/locate/inca/736582)

[Materials Today \(https://www.elsevier.com/locate/inca/601189\)](https://www.elsevier.com/locate/inca/601189)

[Materials Today Advances \(https://www.elsevier.com/locate/inca/747289\)](https://www.elsevier.com/locate/inca/747289)

[Materials Today Bio \(https://www.elsevier.com/locate/inca/747277\)](https://www.elsevier.com/locate/inca/747277)

[Materials Today Chemistry \(https://www.elsevier.com/locate/inca/740057\)](https://www.elsevier.com/locate/inca/740057)



# Materials Today: Proceedings - Editorial Board

---

## Publisher

S. Bland

Elsevier Ltd Kidlington Corporate Office, Kidlington, United Kingdom

Enquiries and proposals from conference organizers should be sent to Dr Bland. Authors of papers requiring status updates are requested to contact the conference organizers/guest editors.

## Materials Today: Proceedings

Readers

[View Articles](#)

[Volume/ Issue Alert](#)

[Personalized Recommendations](#)

[Authors \(http://www.elsevier.com/authors/home\)](http://www.elsevier.com/authors/home)

[Guide for Authors \(http://www.elsevier.com/journals/materials-today-proceedings/2214-7853/guide-for-authors\)](http://www.elsevier.com/journals/materials-today-proceedings/2214-7853/guide-for-authors)

[Submit Your Paper](#)

[Track Your Paper](#)

[Researcher Academy](#)

[Rights and Permissions \(https://www.elsevier.com/about/policies/copyright/permissions\)](https://www.elsevier.com/about/policies/copyright/permissions)

[Elsevier Author Services](#)

[Support Center](#)

[Librarians \(https://www.elsevier.com/librarians\)](https://www.elsevier.com/librarians)

[Abstracting/ Indexing \(http://www.elsevier.com/journals/materials-today-proceedings/2214-7853/abstracting-indexing\)](http://www.elsevier.com/journals/materials-today-proceedings/2214-7853/abstracting-indexing)

[Editors \(http://www.elsevier.com/editors/home\)](http://www.elsevier.com/editors/home)

Publishing Ethics Resource Kit (<http://www.elsevier.com/editors/perk>)

Support Center

(<https://www.elsevier.com>)

Reviewers (<http://www.elsevier.com/reviewers/home>)

Login as Reviewer

Reviewer Recognition (<https://www.elsevier.com/reviewers/becoming-a-reviewer-how-and-why#recognizing>)

Support Center

Societies (<http://www.elsevier.com/societies/home>)



(<https://www.elsevier.com>)

ELSEVIER

Copyright © 2020 Elsevier B.V.

Careers (<https://www.elsevier.com/careers/careers-with-us>) - Terms and Conditions

(<https://www.elsevier.com/legal/elsevier-website-terms-and-conditions>) - Privacy Policy

(<https://www.elsevier.com/legal/privacy-policy>)

Cookies are used by this site. To decline or learn more, visit our Cookies page.



(<https://www.elsevier.com>)  RELX Group™ (<http://www.reedelsevier.com/>)

ELSEVIER



(<https://www.mendeley.com/groups/>)

 RELX Group™ (<http://www.reedelsevier.com/>)

(<https://twitter.com/Elsevier>)

(<https://www.facebook.com/Elsevier>)

(<https://www.linkedin.com/company/elsevier>)

(<https://www.reedelsevier.com/>)

(<https://www.elsevier.com/>)



## Field study to evaluate Built-in temperature differential (BITD) at interior load position through concrete blocks

Lokesh Gupta<sup>a,\*</sup>, Avinash Ojha<sup>a</sup>, Sri Atmaja P. Rosyidi<sup>b</sup>

<sup>a</sup> Department of Civil Engineering, Sir Padampat Singhania University, Udaipur 313601, India

<sup>b</sup> Department of Civil Engineering, Universitas Muhammadiyah Yogyakarta, Yogyakarta, Indonesia

### ARTICLE INFO

#### Article history:

Received 16 March 2020

Received in revised form 10 April 2020

Accepted 29 April 2020

Available online 25 May 2020

#### Keywords:

Built-in temperature differential

BITD

Temperature

Rigid pavement

Concrete

### ABSTRACT

Warping behavior of the rigid pavement is a well-known phenomenon and its root cause is daily variation in temperature at different regions of the concrete slab. Indian Road Congress (IRC) has recommended temperature differentials state wise, but due to variation in air temperature in different regions within the state the temperature differentials are likely to vary in different locations within the regions. This may have a major impact on the design thickness of pavements. In a bid to study Built-In Temperature Differential (BITD) a pavement quality concrete block of 20 cm, 25 cm and 30 cm thickness is constructed in the Udaipur region and compared with the IRC:58-2015 specifications. Block experienced a wide variation in the temperature distribution across the depth as rainfall water falling on the top surface is controlling the surface temperature. Temperature differential reported in the area under the study is substantially lesser than the value recommended in the IRC-58:2015 irrespective of block thickness hence, temperature differential needs to be given due consideration in the local region.

© 2020 Elsevier Ltd. All rights reserved.

Selection and peer-review under responsibility of the scientific committee of the International Conference on Aspects of Materials Science and Engineering.

### 1. Introduction

The construction industry is a key sector employing a huge number of people and significantly contributes to the development of the nation [1,2]. Although, cement production releases an enormous amount of carbon dioxide in the atmosphere, yet it is dominantly utilized in concrete production for infrastructure development because of its reliability [3,4]. Fly ash and stone dust can partially replace cement and river sand respectively in conventional concrete production which helps in addressing the environmental concerns [5–9]. Cement concrete pavements perform better than flexible pavement over the life cycle because of their long life, durability and minimum maintenance requirements. Yet deterioration in cement concrete pavements is observed due to the combined effect of load and temperature stresses [3]. Temperature is a key factor that influences the concrete pavement performance and which if not addressed helps in developing warping. Warping and its impact on cement concrete pavement is a well-known phenomenon [10]. Warping takes place as a result of the temperature difference between the top and bottom fiber (also known as built-in temperature differential) of the concrete pave-

ment which induces stresses. Top fiber or upper surface tends to expand, and bottom surface or fiber tends to contract if the temperature on top is higher than the bottom this results in compressive stress at the top and tensile stress at the bottom [11]. Temperature-induced stresses may result in untimely pavement cracking and loss of strength [13] Also, the positive and negative temperature differential increases with the thickness of the concrete pavement up to a certain extent [11–13]. Indian Road Congress (IRC) specifies various temperature differential for different states and regions which serves as a guideline for the design of pavement slab. Each state in India has its own unique topographical and climatic features which may impact the design thickness of the pavement slab [13]. This prompted authors of the present study to determine Built-In Temperature Differential (BITD) in the pavement quality concrete block of 20 cm, 25 cm and 30 cm thickness at the Udaipur region in the State of Rajasthan.

### 2. Material characterization

#### 2.1. Aggregate

Aggregate utilized in this study in order to produce the concrete is procured from the local quarry. To assess the suitability of the

\* Corresponding author.

E-mail address: [lokeshgupta699@gmail.com](mailto:lokeshgupta699@gmail.com) (L. Gupta).

material various properties are determined in the laboratory. Test results on the coarse aggregate are presented in Table 1.

### 2.2. Fine aggregates

In the present study, an attempt has been made to utilize the locally available crushed stone material and fly ash to develop a solution for stone waste management. Water absorption of crushed stone aggregate is found to be 0.6%. Test results of aggregates are presented in Table 2, Table 3 and Fig. 1.

### 2.3. Concrete mix

In the present study, fly ash and stone dust are partially replaced by fly ash and stone dust to produce the M–20, M–25 and M–30 grade concrete using the ordinary Portland Cement. In this regard, fly ash content is varied from 0% to 30%, whereas 30% of stone dust is added in each trial as various experimental studies concluded peak its strength [14,15]. Results of the test conducted on cement are presented in Tables 4 and 5, show the compressive strength of prepared concrete after 28 days of curing. Based on the compressive strength results, M–30 grade concrete prepared using 30% fly ash and 30% stone dust is adopted for further study.

## 3. Methodology

Three Concrete blocks namely Block-1, Block-2, and Block-3 are cast directly by fixing the wooden formwork on the prepared sub-grade near the Civil Engineering Department of Sir Padampat Singhania University, Udaipur (Bhatewar), Rajasthan as shown in Fig. 2 (a). The thickness of Block-1, Block-2, and Block-3 are 20 cm, 25 cm and 30 cm respectively.

In the interior region, the temperature variation within the concrete block at the bottom, middle and top fiber is recorded using the thermocouple. A thermocouple is attached to the wooden beads with the help of glue and sticky tape at three places bottom, middle and top according to the block thickness.

**Table 1**  
Test results of coarse aggregates.

| Sl. No. | Particulars                   | Test Results | Maximum Specification Limits IS 383:1970 |
|---------|-------------------------------|--------------|--|
| 1       | Aggregate Crushing Value, %   | 22.47        | 30%                                      |
| 2       | Aggregate Impact value, %     | 23.51        | 30%                                      |
| 3       | Los Angeles Abrasion value, % | 21.36        | 30%                                      |
| 4       | Water Absorption              | 0.21         | 02%                                      |
| 5       | Specific Gravity              | 2.72         | –  |

**Table 2**  
Sieve analysis of crushed stone aggregates.

| Sieve Size (mm) | Percentage of Passing | Percentage of Retained | Percentage of Passing as per IS 383 – 1970 Reaffirmed on 2007 |        |        |        |
|-----------------|-----------------------|------------------------|---|--------|--------|--------|
|                 |                       |                        | I   | II     | III    | IV     |
| 10              | 100                   | 0                      | 100   | 100    | 100    | 100    |
| 4.75            | 91.8                  | 8.2                    | 90–100  | 90–100 | 90–100 | 95–100 |
| 2.36            | 77.37                 | 22.63                  | 60–95   | 75–100 | 85–100 | 95–100 |
| 1.18            | 56.9                  | 43.1                   | 30–70   | 55–90  | 75–100 | 90–100 |
| 0.6             | 42.59                 | 57.41                  | 15–34   | 35–59  | 60–79  | 80–100 |
| 0.3             | 29.85                 | 70.15                  | 5–20  | 8–30   | 12–49  | 15–50  |
| 0.15            | 5.46                  | 94.54                  | 0–10  | 0–10   | 0–10   | 0–10   |

**Table 3**  
Test results of fine aggregate.

| Particular       | Stone Dust | Fly Ash |
|------------------|------------|---------|
| Specific Gravity | 2.7        | 2.2     |
| Fineness Modulus | 2.96       | –       |

While concreting, the thermocouple with the wooden beads is placed at the center of the block simulating the interior position with extreme care to avoid any kind of damage as shown in Fig. 2 (b). Embedded tip of the thermocouple remains in contact with the concrete, while another exposed end with two open lead is connected with the temperature measuring unit to record the temperature of the concrete block at the bottom, middle and top fiber as shown in Fig. 3 (a). Temperature is recorded every 2 h for a week. Fig. 3 (b) presents the finished concrete blocks left for curing.

## 4. Results and discussion

The study is carried out for two months during September and October in 2018 to cover the monsoon and early winter. Due to complexities involved in presenting the data of prolonged time, only 3 days of data that experienced the crucial temperature variation during the season is only presented graphically in Fig. 4 to Fig. 6. Temperature variation of the day noticing the maximum built-in temperature differential (BITD) is presented in Table 6.

Fig. 4, Fig. 5 and Fig. 6 shows the temperature variation of the 20 cm, 25 cm and 30 cm concrete block depth with respect to time. Roughly, the variation during the day and night seems more like a sine wave. However, it is very difficult to notice any particular temperature variation pattern during the monsoon (September) season in any concrete block. It may be due to a change in ambient temperature. Secondly, during rainfall water meeting the top surface is influencing the surface temperature.

The temperature at the bottom, mid and top fiber is recorded using a thermocouple. Based on the temperature recorded from the field, built-in temperature differential (BITD) is evaluated and the effect of temperature along the depth of concrete block is analyzed at the interior load position. BITD is defined as the difference in the temperature of the top and bottom fiber of the pavement. Fig. 7, shows the BITD distribution across the 20 cm, 25 cm and 30 cm thick concrete blocks. Positive built-in temperature differential indicates the upper face of the block is warm as compare to bottom while negative temperature differential means the upper face is cooler than the bottom portion.

The built-in temperature differential is higher during the daytime (positive BITD) than the night. This may be due to the high intensity of heat radiation during the daytime. Positive and negative temperature differential across the 20 cm, 25 cm and 30 cm thick concrete block is presented in Table 7. Most frequently, the maximum positive temperature differential during a day is about 12 PM – 3 PM while somewhere about 2 AM–5 AM negative

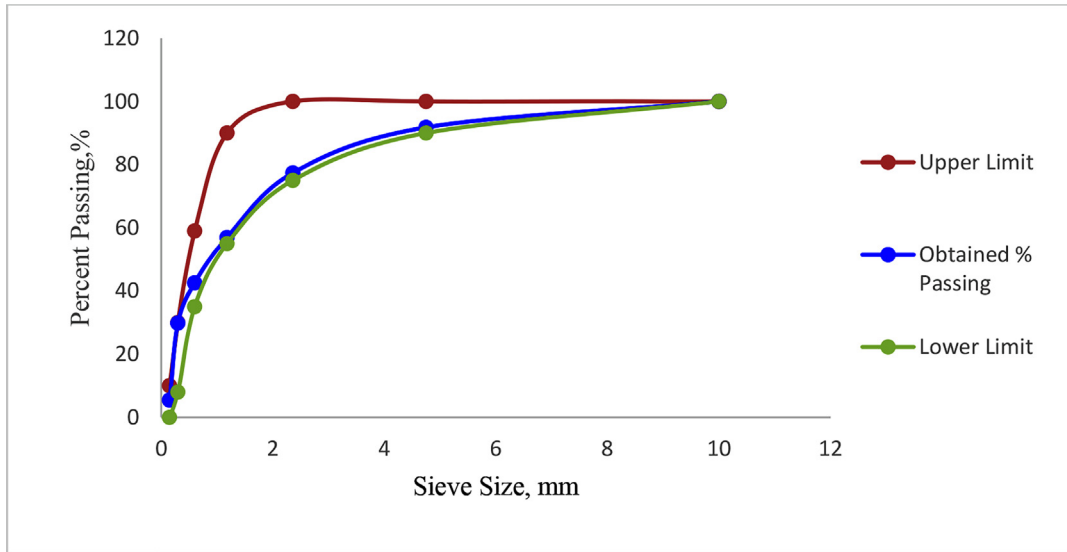


Fig. 1. Fine Aggregate gradation confirming Zone-II.

Table 4  
Cement test results.

| Sl. No. | Test                         | Test Results | Specification Limits as per IS 12269:1987 |
|---------|------------------------------|--------------|---|
| 1       | Initial Setting Time, Minute | 53           | Min 30                                    |
| 2       | Final Setting Time, Minute   | 354          | Max 600                                   |
| 3       | Normal Consistency limit     | 35%          | -   |
| 4       | Fineness                     | 3%           | Max 10%                                   |
| 5       | Specific Gravity             | 3.01         | 2.99–3.15                                 |

temperature differential is noticed. There is marginal variation in temperature variation in the 20 cm and 25 cm thick concrete block. However, the 30 cm thick concrete block levels the maximum temperature differential. The reason may be attributed to block thickness because of which temperature requires more time to vary from top to bottom and vice versa.

Table 7, also represents the maximum temperature differential value suggested by IRC-58:2015 in the Rajasthan, India excluding the hilly region. Codal provisions are silent about the hilly regions however in the absence of specified values it has been advised to utilize realistic values estimated for the given site considering

Table 5  
Compressive strength of prepared concrete.

| Sl. No. | Description                 | Average Compressive Strength (28 days) |           | Average Compressive Strength (28 days) |            | Average Compressive Strength (28 days) |            |
|---------|-----------------------------|--|-----------|--|------------|--|------------|
|         |                             | M 20                                   | w/c = 0.5 | M 25                                   | w/c = 0.45 | M 30                                   | w/c = 0.43 |
| 1       | 0% Fly ash + 30%Stone dust  | 27.35                                  |           | 37.76                                  |            | 38.89                                  |            |
| 2       | 15% Fly ash + 30%Stone dust | 29.12                                  |           | 38.41                                  |            | 40.45                                  |            |
| 3       | 30% Fly ash + 30%Stone dust | 25.26                                  |           | 34.29                                  |            | 37.21                                  |            |



Fig. 2. (a) Concrete blocks with thermocouple; (b) Fixing the thermocouple.




Fig. 3. (a) Temperature measuring unit; (b) Finished concrete blocks left for curing.

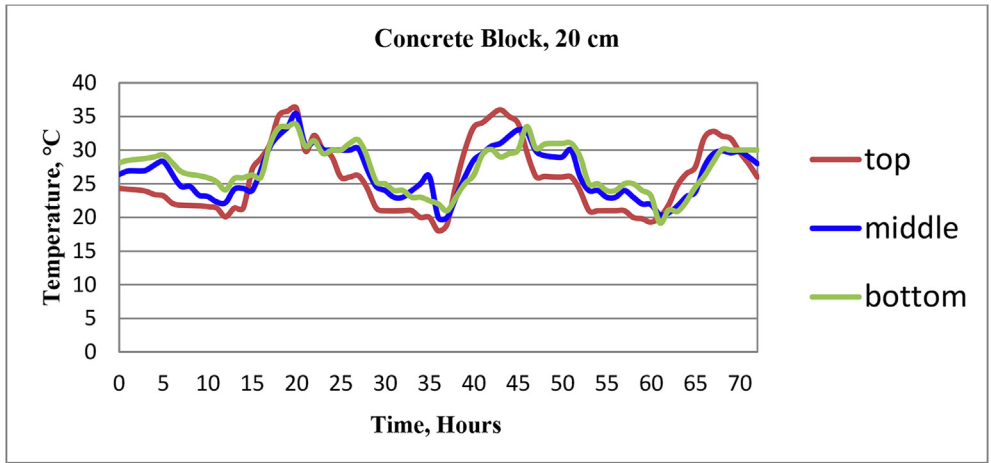


Fig. 4. Temperature distribution in 20 cm thick concrete block.

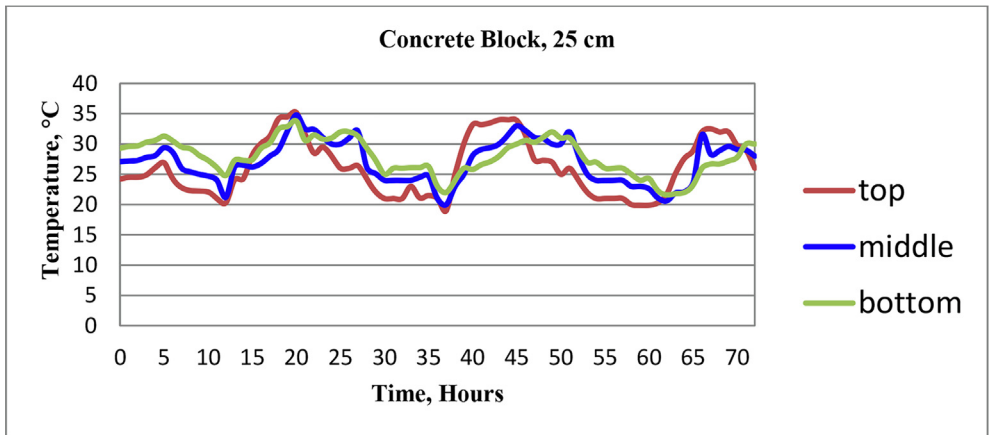


Fig. 5. Temperature distribution in 25 cm thick concrete block.

the geographical parameters. As the area under study does not belong to the absolute plain area nor the hilly region hence the

temperature differential study may be given due consideration in the local region.

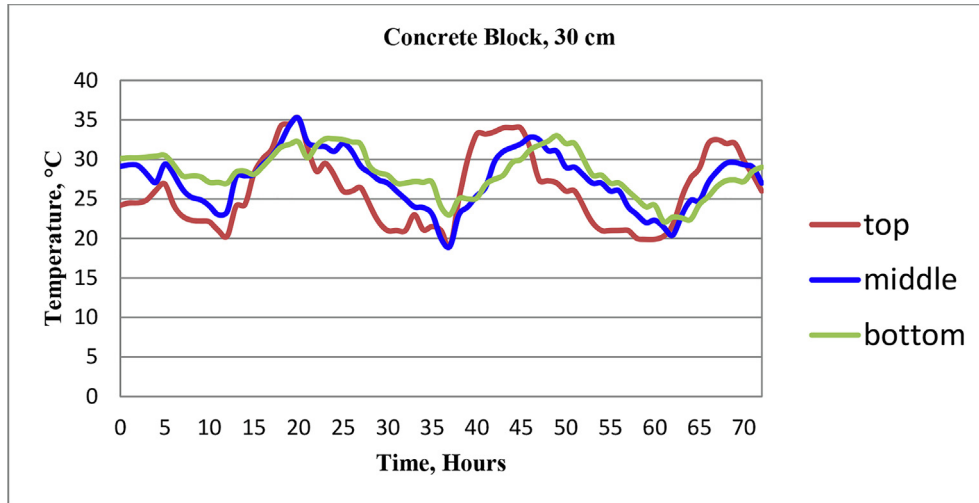


Fig. 6. Temperature distribution in 30 cm thick concrete block.

Table 6  
Temperature variation data.

| Time     | Ambient Temperature, °C | 20 cm. |        |        | 25 cm. |        |        | 30 cm. |        |        | Differential Temperature, °C |      |      |
|----------|-------------------------|--------|--------|--------|--------|--------|--------|--------|--------|--------|------------------------------|------|------|
|          |                         | TOP    | Middle | Bottom | Top    | Middle | Bottom | Top    | Middle | Bottom | 20CM                         | 25CM | 30CM |
| 12:00 AM | 28                      | 29     | 32     | 31     | 29     | 29     | 34     | 29     | 31     | 36     | -2                           | -5   | -7   |
| 2:00 AM  | 26                      | 27     | 30     | 32     | 27     | 30     | 34     | 27     | 31     | 34     | -5                           | -7   | -7   |
| 4:00 AM  | 24                      | 25     | 25     | 30     | 24     | 26     | 30     | 25     | 28     | 30     | -5                           | -6   | -5   |
| 6:00 AM  | 24                      | 23     | 27     | 27     | 23     | 27     | 30     | 23     | 28     | 27     | -4                           | -7   | -4   |
| 8:00 AM  | 26                      | 29     | 28     | 30     | 29     | 28     | 27     | 29     | 28     | 26     | -1                           | 2    | 3    |
| 10:00 AM | 28                      | 32     | 30     | 30     | 31     | 29     | 25     | 32     | 29     | 27     | 2                            | 6    | 5    |
| 12:00 PM | 31                      | 33     | 33     | 31     | 32     | 32     | 26     | 32     | 32     | 28     | 2                            | 6    | 4    |
| 2:00 PM  | 33                      | 38     | 35     | 31     | 38     | 36     | 32     | 38     | 34     | 30     | 7                            | 6    | 8    |
| 4:00 PM  | 32                      | 36     | 32     | 30     | 36     | 34     | 32     | 36     | 35     | 31     | 6                            | 4    | 5    |
| 6:00 PM  | 31                      | 34     | 31     | 32     | 34     | 32     | 33     | 34     | 33     | 32     | 2                            | 1    | 2    |
| 8:00 PM  | 30                      | 30     | 29     | 28     | 31     | 29     | 34     | 30     | 31     | 33     | 2                            | -3   | -3   |
| 10:00 PM | 29                      | 27     | 29     | 30     | 28     | 31     | 34     | 27     | 31     | 34     | -3                           | -6   | -7   |

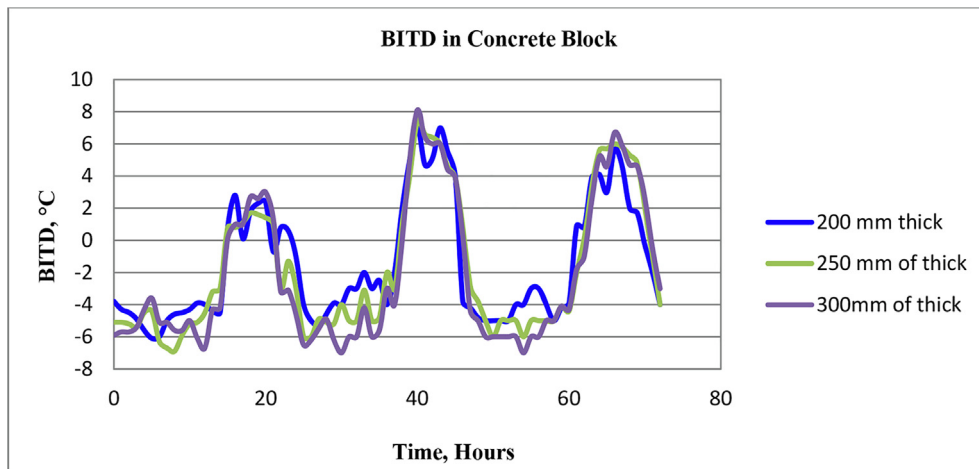


Fig. 7. Built-in temperature differential (BITD) of concrete blocks.



**Table 7**  
Built-in temperature differential (BITD) of concrete blocks.

| Concrete Block | Temperature Differential, °C |          | Suggested Temperature Differential, °C as per IRC-58:2015 |
|----------------|------------------------------|----------|---|
|                | Positive                     | Negative |   |
| 20 cm          | 7                            | 5        | 13.1  |
| 25 cm          | 6                            | 7        | 14.3  |
| 30 cm          | 8                            | 7        | 15.8  |

## 5. Conclusions

Present work is aimed at studying the temperature distribution across the depth of a concrete block. Based on the limited field study, the following conclusions may be drawn:

- There is a wide variation in the temperature distribution along the depth of the concrete block during rainfall season. The reason for the aforementioned wide variation may be attributed to the rainfall water meeting the top surface which is influencing the surface temperature.
- It has been observed that high intensity of heat radiation during the daytime is causing a surge in built-in temperature differential in comparison to the night.
- The 30 cm thick concrete block showing the maximum temperature differential has been noted. The reason for this may be ascribed to the thickness of concrete block in which temperature requires more time to vary from top to bottom and vice versa.

In summary, the temperature differentials obtained in the area under the study are substantially lower than the maximum recommended values by IRC-58:2015 irrespective of the block thickness. Hence, the temperature differential study may be given due consideration in the local region.

## References

- [1] A. Ojha, V. Chouhan, L. Gupta, S. Goswami, AIP Conf. Proc. 2204 (1) (2020) 020005.
- [2] A. Ojha, L. Gupta, Urb. Challen. Emerg. Econ. (2018) 552–557.
- [3] M. Dhananjay K. Abhilash G. J. Res. Eng. Civ. Str. Eng. 14 2014 5
- [4] L. Gupta, A. Bellary, Mat. Tod. Proc. 5 (1) (2018) 2074–2081.
- [5] C.L. Kapugamage, A. L. Amarasiri, W. P. S. Dias, D.M.C.S.D Bandara, H. M. Riyaz, P. S. P. Bandusena, Wom. Car. Adv. Tra. Dev. (2008) 335.
- [6] L. Gupta, A. Patil, A. Ojha, Int. J. Res. Eng. Tech. 5 (3) (2016) 32–36.
- [7] N. Suresh, M. Manjunatha, Ind. Conc. J. (2016) 69.
- [8] S.P. Rajput, Mat. Tod. Proc. 5 (9) (2018) 17540–17547.
- [9] L. Gupta, G. Suresh, Int. Cong. Exhi. Sust. Civi. Infrast.: Innov. Infrast. Geotech. (2017) 249–261.
- [10] X. S Hou, X. K Li, B Peng., G. H. Deng, Adv. Mat. Res. 723 (2013) 163–170.
- [11] G.K. Kamalakara, S.M. Naik, B.K.S. Kumar, S.K. Vijaykumar, W.B. Siddharam, M. Sushmitha, Intl. J. Res. Anal. Rev. 5 (2) (2018) 1022–1028.
- [12] L. Gupta, G. Suresh, Ind. High. 4 (2016) 44.
- [13] V.B. Math, A. Sheregar, G. Kavitha, Eur. J. App. Eng. Scient. Res. 4 (2) (2015) 35–43.
- [14] A. Tiwari, S. Singh, R. Nagar, J. Cl. Prod. 135 (2016) 490–507.
- [15] L. Gupta, R. Kumar, Int. Cong. Exhi. Sust. Civi. Infrast.: Innov. Infrast. Geotech. (2018) 124–134.