

LAMPIRAN

Lampiran 1. Hasil Uji Statistik Parametrik *One Way ANOVA***Case Processing Summary**

| | Intervensi | Valid | | Cases Missing | | Total | |
|----------------|------------|-------|---------|---------------|---------|-------|---------|
| | | N | Percent | N | Percent | N | Percent |
| Tegangan_Geser | Kontrol | 5 | 100,0% | 0 | 0,0% | 5 | 100,0% |
| | 10% | 5 | 100,0% | 0 | 0,0% | 5 | 100,0% |
| | 20% | 5 | 100,0% | 0 | 0,0% | 5 | 100,0% |
| | 40% | 5 | 100,0% | 0 | 0,0% | 5 | 100,0% |

Descriptives

| Intervensi | | Statistic | Std. Error | | |
|----------------------------------|-------------|----------------------------------|-------------|---------|--------|
| Tegangan_Geser | Kontrol | Mean | 1,3320 | ,18408 | |
| | | 95% Confidence Interval for Mean | Lower Bound | ,8209 | |
| | | | Upper Bound | 1,8431 | |
| | | 5% Trimmed Mean | | 1,3261 | |
| | | Median | | 1,3900 | |
| | | Variance | | ,169 | |
| | | Std. Deviation | | ,41161 | |
| | | Minimum | | ,83 | |
| | | Maximum | | 1,94 | |
| | | Range | | 1,11 | |
| | | Interquartile Range | | ,70 | |
| | | Skewness | | ,524 | ,913 |
| | | Kurtosis | | ,823 | 2,000 |
| | | | 10% | Mean | 3,0000 |
| 95% Confidence Interval for Mean | Lower Bound | | | 1,6779 | |
| | Upper Bound | | | 4,3221 | |
| 5% Trimmed Mean | | | | 3,0400 | |
| Median | | | | 3,3300 | |
| Variance | | | | 1,134 | |
| Std. Deviation | | | | 1,06480 | |
| Minimum | | | | 1,39 | |
| Maximum | | | | 3,89 | |
| Range | | | | 2,50 | |
| Interquartile Range | | | | 1,95 | |
| Skewness | | | | -,984 | ,913 |
| Kurtosis | | | | -,174 | 2,000 |
| | 20% | | | Mean | 2,1100 |

| | | | | |
|-----|----------------------------------|-------------|--------|--------|
| | 95% Confidence Interval for Mean | Lower Bound | 1,3520 | |
| | | Upper Bound | 2,8680 | |
| | 5% Trimmed Mean | | 2,0972 | |
| | Median | | 1,9400 | |
| | Variance | | ,373 | |
| | Std. Deviation | | ,61049 | |
| | Minimum | | 1,39 | |
| | Maximum | | 3,06 | |
| | Range | | 1,67 | |
| | Interquartile Range | | ,98 | |
| | Skewness | | ,871 | ,913 |
| | Kurtosis | | 1,764 | 2,000 |
| 40% | Mean | | 1,9440 | ,29128 |
| | 95% Confidence Interval for Mean | Lower Bound | 1,1353 | |
| | | Upper Bound | 2,7527 | |
| | 5% Trimmed Mean | | 1,9594 | |
| | Median | | 2,2200 | |
| | Variance | | ,424 | |
| | Std. Deviation | | ,65133 | |
| | Minimum | | 1,11 | |
| | Maximum | | 2,50 | |
| | Range | | 1,39 | |
| | Interquartile Range | | 1,25 | |
| | Skewness | | -,581 | ,913 |
| | Kurtosis | | -2,618 | 2,000 |

Tests of Normality

| Intervensi | Kolmogorov-Smirnov ^a | | | Shapiro-Wilk | | | |
|----------------|---------------------------------|------|------|--------------|------|------|------|
| | Statistic | df | Sig. | Statistic | df | Sig. | |
| Tegangan_Geser | Kontrol | ,244 | 5 | ,200* | ,957 | 5 | ,787 |
| | 10% | ,222 | 5 | ,200* | ,879 | 5 | ,307 |
| | 20% | ,229 | 5 | ,200* | ,930 | 5 | ,597 |
| | 40% | ,264 | 5 | ,200* | ,837 | 5 | ,157 |

*. This is a lower bound of the true significance.

a. Lilliefors Significance Correction

Test of Homogeneity of Variances

| | | Levene Statistic | df1 | df2 | Sig. |
|----------------|--------------------------------------|------------------|-----|--------|------|
| Tegangan_Geser | Based on Mean | 2,267 | 3 | 16 | ,120 |
| | Based on Median | ,905 | 3 | 16 | ,460 |
| | Based on Median and with adjusted df | ,905 | 3 | 11,466 | ,469 |

| | | | | |
|-----------------------|-------|---|----|------|
| Based on trimmed mean | 2,089 | 3 | 16 | ,142 |
|-----------------------|-------|---|----|------|

ANOVA

Tegangan_Geser

| | Sum of Squares | Df | Mean Square | F | Sig. |
|----------------|----------------|----|-------------|-------|------|
| Between Groups | 7,121 | 3 | 2,374 | 4,521 | ,018 |
| Within Groups | 8,401 | 16 | ,525 | | |
| Total | 15,522 | 19 | | | |

Multiple Comparisons

Dependent Variable: Tegangan_Geser

LSD

| (I) Intervensi | (J) Intervensi | Mean Difference | | | 95% Confidence Interval | |
|----------------|----------------|-----------------|------------|------|-------------------------|-------------|
| | | (I-J) | Std. Error | Sig. | Lower Bound | Upper Bound |
| Kontrol | 10% | -1,66800* | ,45827 | ,002 | -2,6395 | -,6965 |
| | 20% | -,77800 | ,45827 | ,109 | -1,7495 | ,1935 |
| | 40% | -,61200 | ,45827 | ,200 | -1,5835 | ,3595 |
| 10% | Kontrol | 1,66800* | ,45827 | ,002 | ,6965 | 2,6395 |
| | 20% | ,89000 | ,45827 | ,070 | -,0815 | 1,8615 |
| | 40% | 1,05600* | ,45827 | ,035 | ,0845 | 2,0275 |
| 20% | Kontrol | ,77800 | ,45827 | ,109 | -,1935 | 1,7495 |
| | 10% | -,89000 | ,45827 | ,070 | -1,8615 | ,0815 |
| | 40% | ,16600 | ,45827 | ,722 | -,8055 | 1,1375 |
| 40% | Kontrol | ,61200 | ,45827 | ,200 | -,3595 | 1,5835 |
| | 10% | -1,05600* | ,45827 | ,035 | -2,0275 | -,0845 |
| | 20% | -,16600 | ,45827 | ,722 | -1,1375 | ,8055 |

*. The mean difference is significant at the 0.05 level.

Lampiran 2. Pembuatan Ekstrak



Gb 2. 1. Seleksi jambu biji



Gb 2. 2. Jambu biji dipotong kecil



Gb 2. 3. Pengovenan jambu biji suhu 50°C




Gb 2. 4. Pengenceran ekstrak dengan etanol 96%



Gb 2. 5. Pemanasan ekstrak jambu biji



Gb 2. 6. Hasil ekstrak setelah selesai dipanaskan



Gb 2. 7. Ekstrak jambu biji 100%




Gb 2. 8. Larutan ekstrak jambu biji setelah diencerkan

Lampiran 3. Preparasi dan Fiksasi Gigi



Gb 3. 1. Preparasi labial dengan bur *wheel*



Gb 3. 2. Fiksasi gigi dengan resin



Gb 3. 3. Sampel gigi setelah difiksasi

Lampiran 4. Prosedur *Bleaching*

Gb 4. 1. *Bleaching* gigi menggunakan hidrogen peroksida 40%



Gb 4. 1. Hasil sampel setelah dua kali *dibleaching*



Gb 4. 3. Perendaman dalam akuades

Lampiran 5. Perendaman Gigi dalam Larutan Ekstrak




Gb 5.1. Perendaman dalam larutan ekstrak jambu biji 10%



Gb 5. 1. Perendaman dalam larutan ekstrak jambu biji 20%



Gb 5. 3. Perendaman dalam larutan ekstrak jambu biji 40%

Lampiran 6. Prosedur *Veneer* Direk KompositGb 6. 1. Persiapan bahan *veneer* direk kompositGb 6. 2. Proses *light curing*Gb 6. 3. Hasil *veneer* direk komposit

Gb 6. 4. Sampel siap uji

Lampiran 7. Uji Geser Sampel dengan UTM



Gb 7. 4. Alat uji geser UTM



Gb 7. 1. Sampel gigi ditempatkan dalam penopang baja



Gb 7. 3. Alat untuk membaca gaya geser



Gb 7. 2. Sampel setelah diuji


UMY

 UNIVERSITAS
 MUHAMMADIYAH
 YOGYAKARTA

 FAKULTAS
 KEDOKTERAN DAN
 ILMU KESEHATAN

Nomor : 494/EP-FKIK-UMY/X/2018

KETERANGAN LOLOS UJI ETIK
ETHICAL APPROVAL

Komite Etik Penelitian Fakultas Kedokteran dan Ilmu Kesehatan Universitas Muhammadiyah Yogyakarta dalam upaya melindungi hak asasi dan kesejahteraan responden/subyek penelitian, telah mengkaji dengan teliti protokol berjudul :

The Ethics Committee of the Faculty of Medicine and Health Sciences, University of Muhammadiyah Yogyakarta, with regards of the protection of human rights and welfare in research, has carefully reviewed the research protocol entitled :

**"Pengaruh Larutan Ekstrak Jambu Biji 10 %, 20%, dan 40% sebagai
 Bahan Antioksidan Alami terhadap
 Perlekatan Veneer Direk Resin Komposit Pasca Bleaching"**

Peneliti Utama : Nia Wijayanti
Principal Investigator : Ika Nanda Familiya

Nama Institusi : Program Studi Kedokteran Gigi FKIK UMY
Name of the Institution

Negara : Indonesia
Country

Dan telah menyetujui protokol tersebut diatas.
And approved the above-mentioned protocol.

Yogyakarta, 18 Oktober 2018



Ketua
 Chairperson
Dr. Dr. Triek Hidayati, M.Kes.
FSPH, FISCM.

***Peneliti Sekawajiban :**

1. Menjaga kerahasiaan identitas subyek penelitian
2. Membeberhukan status penelitian apabila :
 - a. Sarah masa melakukan ketelitian etik uji etik (jika tidak sanggup terditi, penelitian masih belum selesai, dalam hal ini email dan nomor telepon dipergunakan
 - b. Penelitian berhenti di tengah jalan
3. Melakukan kejadian darurat yang tidak diantisipasi (serious adverse event).
4. Pereliti tidak boleh melakukan tindakan apapun pada responder/subyek sebelum penelitian selesai etik.

ADDRESS

 Kampus Terpadu UMY - Ge. Da Wadiah LT 3
 Jl. Brawijaya 1 (Jugosi Fee-01)
 Gunung Tuwu - Kasihan - Duriul
 D. Yogyakarta. 55153

CONTACT

 Phone : (0274) 387881 ext. 213
 Fax : (0274) 357553
 Email : dik@umy.ac.id
www.fkik.umy.ac.id



LABORATORIUM BAHAN TEKNIK
DEPARTEMEN TEKNIK MESIN SEKOLAH VOKASI
UNIVERSITAS GADJAH MADA
SURAT KETERANGAN
BEBAS PINJAM LABORATORIUM

Laboratorium Bahan Teknik Departemen Teknik Mesin Sekolah Vokasi Universitas Gadjah Mada menerangkan bahwa:

Nama : Ika Nanda Familiya
 NIM : 20150340040
 Prodi : Kedokteran Gigi
 Fakultas : Kedokteran dan Ilmu Kesehatan
 Institusi : Universitas Muhammadiyah Yogyakarta

Bebas pinjam alat/mesin di Laboratorium Bahan Teknik setelah melakukan pengujian gaya geser menggunakan alat *universal testing machine* untuk skripsi dengan judul "Pengaruh Larutan Ekstrak Jambu Biji 10%, 20%, dan 40% Sebagai Bahan Antioksidan Alami Terhadap Perlekatan *Veneer Direk Komposit Pasca Bleaching*".

Demikian surat keterangan ini dibuat untuk dapat dipergunakan sebagaimana mestinya.

Yogyakarta, 22 Desember 2018
 Ka.Sub.Lab. Bahan Teknik



I.Ilik Dwi Setyana, ST., MT
 NIP. 197703312002121002

Lembar asli, tidak untuk digandakan



LABORATORIUM BAHAN TEKNIK
DEPARTEMEN TEKNIK MESIN SEKOLAH VOKASI
UNIVERSITAS GADJAH MADA

DATA HASIL PENGUJIAN GESER

| No | Spesimen | Gaya Geser (N) | Tegangan Geser (Mpa) |
|----|----------|----------------|----------------------|
| 1 | K 1 | 50 | 1.39 |
| 2 | K 2 | 40 | 1.11 |
| 3 | K 3 | 30 | 0.83 |
| 4 | K 4 | 70 | 1.94 |
| 5 | K 5 | 50 | 1.39 |
| 6 | 10 1 | 140 | 3.89 |
| 7 | 10 2 | 140 | 3.89 |
| 8 | 10 3 | 130 | 3.33 |
| 9 | 10 4 | 90 | 2.50 |
| 10 | 10 5 | 50 | 1.39 |
| 11 | 20 1 | 110 | 3.06 |
| 12 | 20 2 | 50 | 1.39 |
| 13 | 20 3 | 70 | 1.94 |
| 14 | 20 4 | 80 | 2.22 |
| 15 | 20 5 | 70 | 1.94 |
| 16 | 40 1 | 80 | 2.22 |
| 17 | 40 2 | 90 | 2.50 |
| 18 | 40 3 | 40 | 1.11 |
| 19 | 40 4 | 90 | 2.50 |
| 20 | 40 5 | 50 | 1.39 |

Lembar asli, tidak untuk digandakan

Keterangan:

Pengujian dilaksanakan tanggal 22 Desember 2018

