

# THE USE OF MIXED WASTE RECYCLED PLASTIC

*by* J Teknologi Vol.80 No.1

---

**Submission date:** 03-Mar-2020 12:14PM (UTC+0700)

**Submission ID:** 1268240846

**File name:** 11147-34422-1-PB.pdf (555.36K)

**Word count:** 6419

**Character count:** 33629

21

## THE USE OF MIXED WASTE RECYCLED PLASTIC AND GLASS AS AN AGGREGATE REPLACEMENT IN ASPHALT MIXTURES

Nur Mustakiza Zakaria<sup>a</sup>, Mohammad Kamal Hassan<sup>a</sup>, Ahmad Nazrul Hakimi Ibrahim<sup>a\*</sup>, Sri Atmaja P. Rosyidi<sup>b</sup>, Nur Izzi Md. Yusoff<sup>a</sup>, Abdullahi Ali Mohamed<sup>c</sup>, Norhidayah Hassan<sup>d</sup>

<sup>a</sup>Department of Civil & Structural Engineering, Universiti Kebangsaan Malaysia, Malaysia

<sup>b</sup>Department of Civil & Structural Engineering, Universitas Muhammadiyah Yogyakarta, Indonesia

<sup>c</sup>Department of Civil Engineering, University of Nottingham, Malaysia

<sup>d</sup>Faculty of Civil Engineering, Universiti Teknologi Malaysia, Malaysia

### Article history

Received

5 June 2017

Received in revised form

30 July 2017

Accepted

1 November 2017

\*Corresponding author  
nazrulhakimi@siswa.ukm.edu.my

### Graphical abstract



### Abstract

One of the major problems with landfills is that they contain a large amount of solid wastes. Waste plastics and glasses contribute greatly to this problem, and these materials need to be managed or recycled to extend the life of landfills. Hence, this study was conducted to investigate the feasibility of using these waste materials in asphalt mixtures for pavement applications. Various types of recycled waste plastics and glasses were selected for this study and the mix containing these materials was designed by the Marshall method. Three types of glass were used: bottle glass, liquid-crystal display (LCD) glass, and sheet glass. In terms of the total weight of the asphalt mixtures, approximately 5% constituted of recycled materials used as an aggregate replacement. In this study, asphalt mixtures were aged in the laboratory to simulate the site conditions of short-term and long-term ageing. After the ageing process, samples were tested for asphalt mixture performance characteristics in terms of the following parameters: Marshall Stability and Flow, Marshall Quotient and resilient modulus. It was found that the replacement combining 1% recycled plastic and 4% recycled glass shows almost similar and satisfactory results compared to the control sample for all tests. Therefore, recycled plastic and recycled glass, when optimally blended, can be considered feasible to be used as an aggregate replacement in asphalt mixtures for flexible road pavements.

Keywords: Asphalt mixture, recycled glass, recycled plastic, ageing, resilient modulus

## Abstrak

Salah satu masalah utama di tapak pelupusan adalah sisa pepejal yang dibuang adalah di dalam kuantiti yang agak banyak. Sisa plastik dan kaca paling banyak menyumbang kepada masalah ini dan bahan-bahan ini perlu diurus atau dikitar semula untuk memanjangkan hayat tapak pelupusan. Oleh itu, kajian ini telah dijalankan untuk mengkaji keberkesanan penggunaan bahan-bahan buangan di dalam campuran berasfalt untuk aplikasi turapan Jalan raya. Pelbagai jenis kaca dan plastik kitar semula telah dipilih di dalam kajian ini dan campuran yang mengandungi bahan-bahan ini telah direkabentuk menggunakan kaedah Marshall. Tiga jenis kaca iaitu: kaca botol, kaca *liquid-crystal display* (LCD) dan lembaran kaca dan plastik kitar semula telah digunakan. Dari segi jumlah berat campuran berasfalt, sekitar 5% merupakan bahan kitar semula yang telah digunakan sebagai pengganti agregat. Dalam kajian ini, campuran asfalt mengalami proses penuaan di makmal untuk mensimulasikan keadaan tapak untuk penunaan jangka pendek dan penunaan jangka panjang. Selepas proses penuaan, sampel telah diuji untuk ciri-ciri prestasi campuran asfalt dari segi parameter berikut: Marshall Kestabilan dan Aliran, Marshall Quotient, modulus kebingkasan dan rayapan dinamik. Didapati bahawa penggantian yang menggabungkan 1% plastik kitar semula dan 4% kaca kitar semula menunjukkan keputusan yang hampir sama dan memuaskan berbanding dengan sampel kawalan untuk semua ujian. Oleh itu, plastik dan kaca yang dikitar semula, apabila dicampur secara optimum, boleh digunakan sebagai pengganti agregat dalam campuran asfalt untuk turapan jalan raya boleh lentur.

**Kata kunci:** Campuran asfalt, kaca kitar semula, plastik kitar semula, penuaan, modulus kebingkasan

© 2018 Penerbit UTM Press. All rights reserved

## 1.0 INTRODUCTION

Nowadays, the amount of solid waste that dumped into the landfill was rapidly increased. For example, the developing country like Malaysia produces over 23,000 tonnes of waste daily and less than 5% of waste is currently recycled. Hence, approximately 1,150 tonnes of waste, including plastic, metal, paper, and glass, are collected for recycling every day [1]. However, Al-Salem *et al.* [2] in their paper presented various recycling technologies for solid waste. They indicated that glass and plastic waste can be used as a secondary aggregate in mixtures for asphalt pavements, providing better dynamic behaviour, which will allow the pavements to withstand heavy traffic in the long term. Modarres and Hamedei [3] claimed that the addition of pieces of waste plastic bottles in asphalt mixtures improves the fatigue behaviour of the mixtures. This indicates that the modified mixtures will improve the ability of the pavement to enhance resistance to cracking and will exhibit higher flexibility than conventional mixtures. However, they also found that the resilient modulus decreases when the amount of waste plastic bottle material added is greater than 2%. In addition, the volume of the total mixture will increase as waste plastic is added in mixtures used for bituminous road construction [4].

Earlier, Airey *et al.* [5] reported that compared to control samples, the stiffness modulus of an asphalt mixture containing glass cullet and an anti-stripping agent increases even after four moisture conditioning cycles, although the use of this mixture does lead to an increase in moisture susceptibility. Without the use of an anti-stripping agent, the binding strength between the glass particles and binder is weak. Su and Chen [6] recommended the addition of 2% lime to overcome this shortcoming. When a greater amount of lime is used, stronger deformation resistance can be produced in glass asphalt mixtures. They also stated that the required binder content varies according to the amount of recycled glass used and less bitumen content is required when more glass is added to the asphalt mixture.

Arabani *et al.* [7] indicated that glass particles with greater angularity can increase the fatigue life of an asphalt pavement because the glassphalt creates a higher internal friction angle, improving the interlocking between different constituent particles. However, some problems can occur, such as inadequate friction and bonding strength when larger glass particles or a greater proportion of glass particles are used. Wu *et al.* [8] reported that increasing the amount of glass replacement leads to a decrease in the indirect tensile strength. Therefore, the appropriate amount of recycled glass to be used should be determined so that a good quality asphalt mixture can be produced. Ghasemi and Marandi [9]

found that rutting parameters, stiffness, and thermal sensitivity are improved with the addition of recycled glass powder. Recently, Navarro *et al.* [10] showed that the reuse of waste glass as a substitute for the sand fraction in low dosages (8%) produced asphalt mixtures with mechanical properties that were suitable for road surfaces course.

In addition to waste glass, many countries are seriously encountered with problems related to waste plastic materials as well. The presence of recycled waste plastic in asphalt mixture has a higher stability, reduced permanent deformation; increase fatigue resistance and provide better adhesion between the asphalt and the aggregate [11]. Moghaddam *et al.* [12] compared the stiffness and fatigue properties of recycled plastic modified asphalt mixtures with conventional mixture. The presence of 1% of plastic improves the fatigue life of modified asphalt mixtures compared to the control sample. However, the stiffness of modified mix was to some extent lower than conventional mixture. A study done by Ahmadiania *et al.* [51] found that the addition of recycled plastic to bitumen or asphalt mixture enhances the material rigidity and restricts the permanent deformations under heavy loading conditions particularly in upper pavement layers at higher temperatures. Modarres and Hamed [3] found that the stiffness of recycled plastic modified mixture was acceptable and warranted the proper deformation characteristics of those mixtures at heavy loading conditions. At 5 and 25 °C, recycled plastic improved the fatigue behavior of studied mixtures.

Waste plastics and glasses contribute greatly to the problem of solid wastes in landfills, and these materials need to be managed or recycled to extend the life of landfill sites. However, most of the previous studies used asphalt mixtures containing either recycled glass or plastic separately. Therefore, this study was conducted to investigate the feasibility of using recycled glass and recycled plastic as an aggregate replacement in asphalt mixtures by using a dry process. Various percentages of the recycled materials, ranging from 0% to 5% by weight of the total mixture were used in this study. All the prepared samples were subjected to Marshall Stability and Flow, Marshall Quotient, resilient modulus and dynamic creep tests under unaged, short-term ageing, and long-term ageing conditions.

## 2.0 METHODOLOGY

### Materials

The base binder used in this study was a 60/70 penetration grade bitumen, supplied by a factory at Port Klang, Malaysia. Table 1 lists the physical properties of the binder. It was found that the

physical properties of the bitumen followed the minimum requirements as compared to the standard specifications as in Table 1.

**Table 1** Physical properties of 60/70 penetration grade bitumen

Test	Unit	ASTM Test Method	Specification	Result
Specific Gravity @ 25°C	-	D-70	1.00-1.05	1.012
Penetration @ 25°C	0.1 mm	D-5	60-70	68
Softening Point	°C	D-36	47 Min	47.0
Ductility @ 25 °C. 5cm/min	Cm	D-113	100 Min	>100
Flash Point	°C	D-92	250 Min	326
Solubility in Trichloroethylene	wt.%	D-2042	99.5 Min	99.5
Wax Content	wt.%	DIN-52015	2.0 Max	1.86
Loss on heating	wt.%	D-6	0.2 Max	0.2
Penetration of Residue original	% of original	D-5	75 Min	75.0
Thin Film Oven Test @ 163°C	%	D 1754		
Retained Penetration	%	D-5	50 Min	51
Ductility of Residue @ 25°C. 5cm/min	cm	D-113	100 Min	>100

### Aggregates

The aggregates used in this study were excavated from a mine located in Kajang, in the eastern part of Selangor, Malaysia. The physical properties of the aggregates are listed in Table 2. The selected gradations of the aggregates and the specific gravity values are listed in Table 3. The specific gravity for both the coarse and fine aggregates was between 2.61 and 2.64. The aggregate gradations were selected according to ASTM D 3515-96 (D-4).

**Table 2** The aggregate properties


Aggregate Test	Result (%)	Specification (%)	Method
Aggregate Crushing Value (ACV)	22.57	<30	BS EN 812 : Part 110 :1990
Aggregate Impact Value (AIV)	15.10	<30	BS EN 812 : Part 112 : 1990
Flakiness Index (FI)	6.00	<20	BS EN 812 : Section 105.1 :1989
Elongation Index (EI)	12.00	<20	BS EN 812 :Part 1: 1975
Los Angeles Abrasion Value (LAAV)	32.13	<45	ASTM C: 131-81

**Table 3** The gradation of aggregates and their specific gravity (SG) values

Sieve Size	Percent Passing (%)			SG (g/cm <sup>3</sup> )
	Upper Limit	Lower Limit	Design	
19 mm	100	90	95	2.61
9.5 mm	80	56	68	2.64
4.75 mm	65	35	50	2.64
2.36 mm	49	23	36	2.54
300 µm	19	5	12	2.53
75 µm	8	5	5	2.64
Dust	0	0	0	2.65

### Recycled Materials

In addition to bitumen and the aggregates, the raw materials used in this study were lime, mixed recycled plastic, and three types of recycled glass, namely, bottle glass, LCD glass, and sheet glass, as shown in Figure 1. The recycled plastic and recycled glasses are used as the aggregate replacement in the asphalt mixtures. The gradations of the recycled materials are listed in Table 4. In this study, all available particle sizes were used to make it more convenient for commercial application and to avoid the additional cost of processing the recycled material. The different types of glass were mixed to represent the real condition of the recycled materials in landfills. The specific gravity was found to be between 2.26 and 2.64 for recycled glass, 0.95 for recycled plastic, and 2.24 for lime.

**Figure 1** (a) Recycled plastic, (b) bottle glass, (c) LCD glass and (d) sheet glass**Table 4** The gradation of waste materials

Sieve Size	Percent Passing (%)			
	Bottle glass	LCD glass	Sheet glass	Plastic
19 mm	0	1	0	0
9.5 mm	0	8.96	0	0
4.75 mm	1.27	23.22	3.48	21.69
2.36 mm	37.73	26.51	29.94	75.14
300 µm	56.39	29.40	56.20	3.17
75 µm	3.54	1.37	7.56	0
Dust	1.07	9.54	2.82	0

### Sample Preparation

In this study, dense-graded asphalt mixtures using conventional and modified raw materials were designed by the Marshall and Superpave methods. Three different mixture groups were prepared: a conventional asphalt mixture, which was used as the control design; asphalt mixtures containing either recycled plastic or recycled glass; and a mixture containing a combination of recycled plastic and glass. The different combinations were as shown in Table 5.

A dry process was used for sample preparation: the recycled materials were mixed with the aggregate before adding the binder. Sangita and Verinder [3] stated that because of its low specific gravity and non-uniform size, plastic was not suitable for blending with bitumen (wet process) and could not act as a modifier. In addition, lime was added during sample preparation for bonding purposes and for retaining the stripping resistance [13-15]. Some samples were prepared according to the Marshall mix design method with impact compactor used was 75 blows of hammer and the diameter of the sample is 100 mm (4 in). On the other hand, the procedures adopted to develop the Superpave specimens used in this study were in accordance with AASHTO T312 and PP-28-200 procedures. The design gyrations used was 125, the consolidation pressure was set as 600 kPa with a speed of 30 rpm, the angle of gyration was 1.25°, and the specimen diameter was 100 mm. The mixing temperature for all the samples containing recycled plastic was not allowed to exceed 140 °C to prevent the plastic from melting and coating the aggregates.

**Table 5** Type of asphalt mixture

Number	Type of Samples
1	Control (without recycled materials)
2	5% glass
3	5% plastic
4	2.5% glass and 2.5% plastic
5	4% plastic and 1% glass
6	1% plastic and 4% glass

### Ageing Procedures

All samples underwent mixture conditioning. For the volumetric mixture design procedure, mixture conditioning was applied to laboratory-prepared, loose mixtures only. Mixture conditioning was not required for conditioning quality control or quality assurance testing of a plant-produced mixture, which was placed in a pan and spread to an even thickness ranging between 25 and 50 mm. The pan containing the mixture was placed in a forced-draft oven for  $2 \text{ h} \pm 5 \text{ min}$  at a temperature equal to the mixture's compaction temperature  $\pm 3 \text{ }^\circ\text{C}$ . The mixture was stirred after  $60 \pm 5 \text{ min}$  to maintain uniform conditioning.

The short-term and long-term ageing process were conducted according to the AASHTO-R30 and SHRP-A-333. For the short-term ageing, the mixture (loose mixture) was placed in a pan and spread to an even thickness ranging between 25 and 50 mm. The pan containing the mixture was placed in the conditioning oven for  $4 \text{ h} \pm 5 \text{ min}$  at a temperature of  $135 \pm 3 \text{ }^\circ\text{C}$ . The mixture was stirred every  $60 \pm 5 \text{ min}$  to maintain uniform conditioning. After  $4 \text{ h} \pm 5 \text{ min}$ , the mixture was removed from the forced-draft oven. In the oven aging method, forced-draft ovens were used to ensure that the temperature was constant throughout the oven. Finally, for the long-term ageing, long-term conditioning was applied to laboratory-prepared mixtures that had earlier been subjected to short-term conditioning. Compacted test specimens were placed in the conditioning oven for  $120 \pm 0.5 \text{ h}$  at a temperature of  $85 \pm 3 \text{ }^\circ\text{C}$ . After  $120 \pm 0.5 \text{ h}$ , the oven was turned off, the doors were opened, and the specimens were allowed to cool to room temperature.

### Marshall Stability and Flow Test

The mechanical properties obtained from the Marshall test are Marshall Stability and Flow and the Marshall Quotient. Marshall Stability indicates the maximum load that a sample can carry when being tested at  $60 \text{ }^\circ\text{C}$ , and Marshall Flow is the deformation that a sample undergoes during loading until the

maximum load is reached. An increase in the Marshall Stability value indicates an improvement in the ability of an asphalt mixture to resist shoving and rutting under heavy traffic load [16]. The Marshall Quotient is the ratio of the stability to flow and is generally known as stiffness. At each value of the optimum binder content (OBC), three new identical samples were prepared for each mix type and then tested using the Marshall testing machine. The average results were reported and used in the analysis. This Marshall stability and flow test was conducted in accordance to the procedure of ASTM D6927.

### Resilient Modulus Test

The resilient modulus test was carried out using the procedure outlined in ASTM D4123. This test was performed by placing the test samples in a controlled temperature cabinet and bringing them to the specified test temperatures at least 24 h before testing. A sample was placed into the loading apparatus, and the loading strips were positioned parallel and centered on the vertical diametric plane. The electronic measuring system was adjusted as necessary. Horizontal and vertical deformations were monitored and measured during the test. If the total cumulative vertical deformations were greater than 0.025 mm during the test, the applied load, the temperature, or both were reduced. Each resilient modulus determination procedure should be completed within 4 min from the time the samples are removed from the temperature-controlled cabinet. The specimens were subjected to conditioning loading pulses. The applied force was automatically adjusted to achieve the required horizontal strain or deformation value. Force and deformation data were charted and tabulated as the conditioning stage proceeded. At the conclusion of the conditioning stage, the level display was automatically invoked. Any out-of-range linear variable differential transformers (LVDTs) were adjusted, and the level display was then shut off to continue with the test. The test was performed at two temperatures, 25 and  $40 \text{ }^\circ\text{C}$ , on all samples.

### Dynamic Creep Test

The dynamic creep test was developed to determine the rutting potential of asphalt mixtures. In this study, the samples were conditioned at the provided chamber at a temperature of  $40 \text{ }^\circ\text{C}$  for at least four hours before testing is initiated. During the initial stage of testing, sample was pre-loaded with conditioning stress at 10 kPa for 120 seconds to ensure that the platen is loaded flat on the sample. Then, the sample was applied with a haversine wave load cycle which consists of 100 kPa stress pulse with 100 ms pulse width followed by a 900 ms rest period. The test was

terminated when the accumulative strain reached 10000 micro-strains or until 10000 cycles (whichever comes first). This testing was conducted in accordance with protocol developed by NCHRP 9-19 Superpave Models [17].

### 3.0 RESULTS AND DISCUSSION

35

#### Optimum Binder Content (OBC)

The optimum binder content (OBC) is the most important criterion in preparing a sample because any error in obtaining the OBC will influence the result. It was found that the OBC values for all samples are in the range of 4.20% to 5.40% as shown in Table 6. This range is very important to ensure that the samples produce reliable results when conducting the performance tests for asphalt mixtures.

Table 6 Optimum binder content for all samples

Samples	OBC (%)
Control	4.43
5% glass	4.78
5% plastic	4.20
2.5% glass and 2.5% plastic	4.20
4% plastic and 1% glass	5.20
1% plastic and 4% glass	5.40

#### Marshall Stability and Flow and Marshall Quotient

Table 7 indicates that the asphalt mixture containing 5% recycled glass and the one containing 4% recycled plastic and 1% recycled glass exhibit higher values of Marshall stability compared to the control sample, indicating that these asphalt mixtures have high load-withstanding strength. The addition of fine-sized recycled plastic to the asphalt mixture increases Marshall Stability [18]. The table also indicates that an asphalt mixture containing a high content of recycled plastic (around 5% or higher) exhibits a lower value of stability because the presence of coarse plastic particles causes the adhesion among the asphalt binder, aggregates, and recycled plastic to be weak [19]. The value of Marshall Flow for all cases is almost similar to that for the control sample; except for the asphalt mixture containing 1% recycled plastic and 4% recycled glass. The maximum Marshall Flow value is observed for the asphalt mixture sample containing 4% recycled plastic and 1% recycled glass. A high value of flow will produce a mixture that has low resistance

to rutting; therefore, a good asphalt mixture should have a low flow value.

23

Table 7 Marshall Stability and Flow and Marshall Quotient

Samples	Stability (KN)	Flow (mm)	Quotient (KN/mm)
Control	13.42	5.64	2.41
5% glass	6.67	5.92	1.13
5% plastic	14.66	5.62	2.62
2.5% glass and 2.5% plastic	11.56	5.61	2.03
4% plastic and 1% glass	14.81	6.26	2.36
1% plastic and 4% glass	11.24	4.08	2.79

The Marshall quotient values for different asphalt mixtures having different types and percentages of recycled materials were determined and are also listed in Table 7. The highest Marshall Quotient indicates that the asphalt mixture has the highest stability and the lowest flow. Two asphalt mixtures, one containing 5% recycled glass and the other containing 1% recycled plastic and 4% recycled glass, show higher Marshall Quotient values compared to the control mixture. Hınıslioglu and Agar [20] reported that the addition of recycled plastic would increase the Marshall quotient by approximately 50% compared to the control sample. The Marshall Quotient values for the asphalt mixture containing 5% recycled glass and the one containing 1% recycled plastic and 4% recycled glass are 1.08 and 1.16 times higher, respectively, than those of the conventional mixes. However, it is observed that the asphalt mixtures containing high percentages of recycled plastic have a lower Marshall Quotient value compared to the asphalt mixtures containing high percentages of recycled glass.

Observations indicate that a higher content of recycled plastic produces a sample with a higher number of air voids because less filler material exists in the asphalt mixture owing to the size of the recycled plastic itself; that is, almost 75% of the particles sizes are 2.36 mm and only 3% of the particles are 300  $\mu\text{m}$ . This implies that the voids in asphalt mixture depend on the filler from the aggregate. Consequently, this problem leads to low resistance of asphalt mixtures to permanent deformation, thus decreasing their stiffness. Vasudevan et al. [21] found that the strength of mixtures improved when plastic was coated over the aggregate. Moreover, the use of limestone in the asphalt mixtures containing recycled glass resulted in good performance in terms of the Marshall Quotient [22]. From the Marshall Stability and Flow test, it can be inferred that the value of the Marshall Quotient increases in the following order of the

mixtures: 5% recycled plastic < 2.5% recycled plastic and 2.5% recycled glass < 4% recycled plastic and 1% recycled glass < control sample < 5% recycled glass < 1% recycled plastic and 4% recycled glass.

45

### Resilient Modulus

The resilient modulus at 25 °C indicates the asphalt mixture's resistance to fatigue, whereas the resilient modulus at 40 °C indicates the mixture's resistance to rutting. The trends for the three different frequencies considered in this study (0.33, 0.5, and 1.0 Hz) were all similar in shape, and therefore, the results are presented only for the frequency of 0.33 Hz, as shown in Figure 2, with the understanding that the discussion applies to all the samples. As seen in the Figure 2, at 25 °C, the asphalt mixture containing 4% recycled glass and 1% recycled plastic is the least susceptible to fatigue and has the highest resilient modulus of 2691 MPa. According to Airey et al. [23] and Zakaria et al. [24], the presence of glass improve the strength of the modulus of the asphalt mixture. The melted plastic in the asphalt mixture also contributed to this phenomena. This is followed by the mixture containing 5% recycled glass (1915 MPa), the mixture containing 2.5% recycled plastic and 2.5% recycled glass (1744 MPa), the control sample (1728 MPa), the mixture containing 4% recycled plastic and 1% recycled glass (1464 MPa), and finally the mixture containing 5% recycled plastic (1123 MPa). A similar trend can be observed for the samples subjected to both short-term and long-term ageing as reported in Figure 3 and Figure 4 respectively.

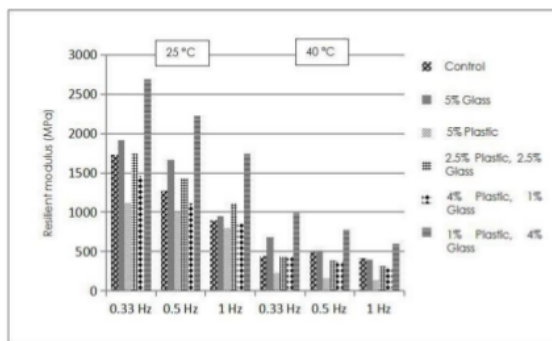


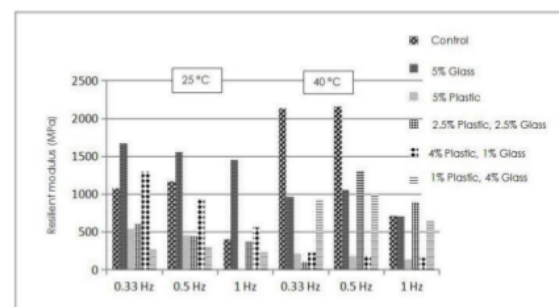
Figure 2 Resilient modulus of unaged samples

4

As the temperature increases, the difference in the resilient modulus is more notable, with a decrease in stiffness at 40 °C. At a frequency of 0.33 Hz, the results of the resilient modulus test show that the greatest resistance to rutting is obtained for the asphalt mixture containing 1% recycled plastic and 4% recycled glass, and this mixture has the highest

resilient modulus of 997 MPa. This is followed by the asphalt mixture containing 5% recycled glass, the control sample, the mixture containing 2.5% recycled plastic and 2.5% recycled glass, the mixture containing 4% recycled plastic and 1% recycled glass, and the mixture containing 5% recycled plastic with the resilient modulus value of 680 MPa, 444 MPa, 442 MPa, 437 MPa and 226 MPa respectively.

However, for short-term ageing (see Figure 3), the control sample shows the best resistance to rutting, followed by the mixtures containing 5% recycled glass, 4% recycled glass and 1% recycled plastic, 5% recycled plastic, and 2.5% recycled plastic and 2.5% recycled glass. For long-term ageing (see Figure 4), the mixture containing 5% recycled glass shows the best resistance to rutting with the highest resilient modulus of 1324 MPa. This is followed by the control sample (774 MPa), the mixture containing 1% recycled plastic and 4% recycled glass (653 MPa), the mixture containing 5% recycled plastic (472 MPa), the mixture containing 2.5% recycled plastic and 2.5% recycled glass (368 MPa) and the mixture containing 4% recycled plastic and 1% recycled glass (360 MPa). This finding is in good agreement with that of a previous study by Sey et al. [5], who found that the presence of glass increases the stiffness modulus of asphalt mixtures at high temperatures. On the other hand, Modarres and Hamed [3] found that the resilient modulus reduces when the amount of recycled plastic added is more than 2%. The addition of recycled plastic could satisfy the standard requirements for asphalt mixture and exhibit acceptable trends [11]. The performance of long term ageing is better compared to short term ageing because ageing conditions increase the stiffness of asphalt mixture. This finding is in line with previous study done by Yao et al. [25].



30

Figure 3 Resilient modulus of short term ageing samples



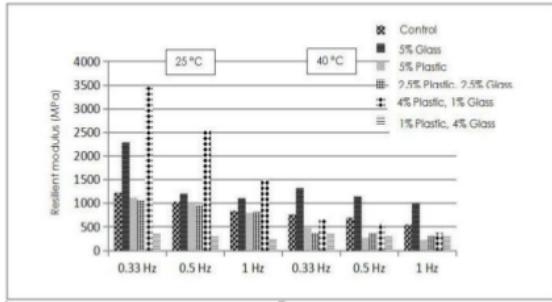


Figure 4 Resilient modulus of long term ageing samples

Table 8 lists the values of the resilient modulus index (MRI), which was obtained by dividing the resilient modulus of the recycled material mixture with that of the control mixture. MRI index show that the higher the index value, the higher is the value of the resilient modulus. According to the table, the sample containing 1% recycled plastic and 4% recycled glass shows the highest MRI for the unaged and long-term ageing conditions with values of 1.56 and 2.82, respectively. However, the sample containing 5% recycled glass shows the highest value of 1.55 for the short-term ageing condition. The sample having a high value of the MRI is much less prone to fatigue problems when used in the asphalt mixture. Moghaddam et al. [12] found that the addition of higher amounts of recycled plastic in asphalt mixtures could decrease the stiffness but considerably improve the fatigue properties of asphalt mixtures compared to the control mixture.

Table 8 Resilient modulus index (MRI)

Samples	Resilient Modulus Index		
	Unaged	Short-term ageing	Long-term ageing
Control	1.00	1.00	1.00
5% glass	1.11	1.55	1.87
5% plastic	0.64	0.51	0.91
2.5% glass and 2.5% plastic	1.01	0.56	0.87
4% plastic and 1% glass	0.85	0.26	0.29
1% plastic and 4% glass	1.56	1.21	2.82

Table 8 also shows the MRI at 40 °C. The sample containing 1% recycled plastic and 4% recycled glass shows the highest MRI value of 2.26 for the unaged condition. However, for short-term and long-term ageing, the control sample and the sample containing 5% recycled glass show the best MRI

values of 1.00 and 2.82, respectively. It is inferred that the recycled plastic melts during the ageing procedure and subsequently reduce the resilient modulus of asphalt mixtures.

22

Dynamic Creep

The strength of the asphalt mixtures to resist plastic deformation can be determined by the dynamic creep test. The dynamic creep values for unaged, short term ageing and long term ageing samples are presented in Figure 5, 6, and 7 respectively. As shown in the Figure 5, the asphalt mixture sample containing 1% recycled plastic and 4% recycled glass is the least susceptible to rutting deformation at high temperatures, followed by the control sample, the sample containing 5% recycled glass, the sample containing 2.5% recycled glass and 2.5% recycled plastic, the sample containing 1% recycled plastic and 4% recycled glass, the sample containing 4% recycled plastic and 1% recycled glass, the sample containing 5% recycled plastic. Previous studies by Jeong et al. [25] and Moghaddam et al. [26] found that asphalt mixtures containing waste plastic had greater resistance against permanent deformation.

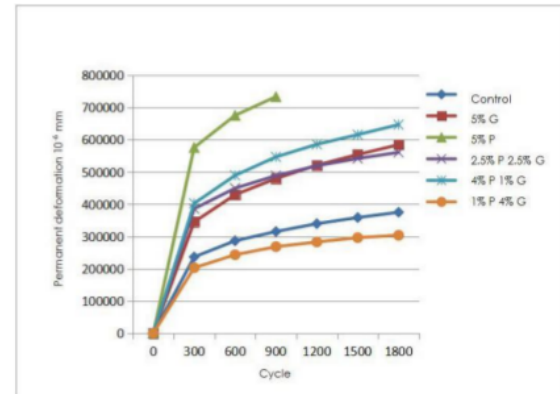


Figure 5 Dynamic creep of unaged samples

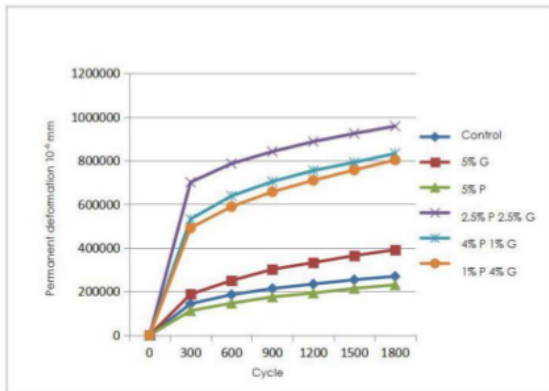


Figure 6 Dynamic creep of short term ageing samples

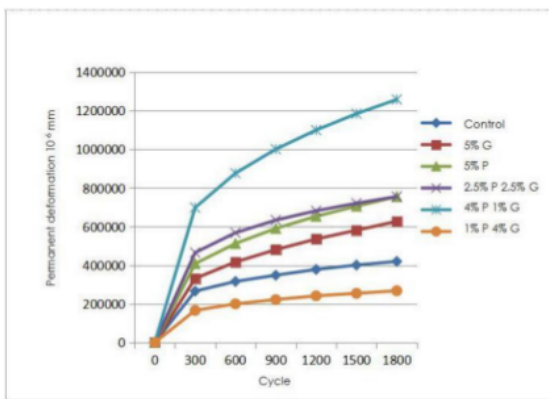


Figure 7 Dynamic creep of long term ageing samples

Table 9 lists the values of the dynamic creep index (DRI), which was obtained by dividing the dynamic creep of the recycled material mixture with that of the control mixture. For the unaged samples, the asphalt mixture sample containing 1% recycled plastic and 4% recycled glass shows the highest DRI value, followed by the control sample, the sample containing 5% recycled glass, the sample containing 2.5% recycled glass and 2.5% recycled plastic, the sample containing 1% recycled plastic and 4% recycled glass, the sample containing 4% recycled plastic and 1% recycled glass, and the sample containing 5% recycled plastic. For short-term ageing, the asphalt mixture sample containing 2.5% recycled glass and 2.5% recycled plastic shows the highest dynamic creep values with a DRI value of 3.55, followed by the sample containing 4% recycled plastic and 1% recycled glass, the sample containing 4% recycled plastic and 1% recycled glass, the sample containing 5% recycled glass, the control sample, and finally the sample containing 5% recycled plastic.

For long-term ageing, the sample containing 1% recycled plastic and 4% recycled glass shows the least deformation, followed by the control sample, the sample containing 5% recycled glass, the sample containing 5% recycled plastic, the sample containing 2.5% recycled glass and 2.5% recycled plastic, and finally the sample containing 4% recycled plastic and 1% recycled glass. The long-term ageing conditions cause the recycled plastic to melt, which subsequently results in a decrease in the stiffness of the asphalt mixtures. Even though the results obtained are not consistent, the sample containing 1% recycled plastic and 4% recycled glass produces the most consistent results in terms of dynamic creep of asphalt mixtures.

Table 9 Dynamic creep index (DRI)

Samples	Dynamic Creep Index		
	Unaged	Short-term ageing	Long-term ageing
Control	1.00	1.00	1.00
5% glass	1.52	1.45	1.49
5% plastic	2.32	0.86	1.80
2.5% glass and 2.5% plastic	1.55	3.55	1.80
4% plastic and 1% glass	1.73	3.09	3.00
1% plastic and 4% glass	0.85	2.98	0.64

## 4.0 CONCLUSION

The study found that recycled plastic and glass have a good possibility of replacing aggregate in asphalt mixtures. Based on the laboratory works conducted in this study, it is found that the asphalt mixture sample containing 1% recycled plastic and 4% recycled glass shows almost similar and satisfactory results compared to the control sample in all tests. For short-term and long-term ageing conditions, satisfactory and consistent results are found for the sample containing 1% recycled plastic and 4% recycled glass. Therefore, it can be concluded that recycled plastic and recycled glass, when optimally blended, can be considered feasible to be used as an aggregate replacement in asphalt mixtures for flexible road pavements.

## Acknowledgement

8

The authors would like to express their gratitude to the Universiti Kebangsaan Malaysia (UKM) and the Ministry of Education Malaysia for the financial support of this work (GUP-2013-014 and FRGS/2/2013/SG06/UKM/02/8).

## References

- [1] Hilary Chiew. 2005. Glass Recycle Virtually Non-existent in Malaysia, The Star, Tuesday July 26<sup>th</sup> 2005, Malaysia.
- [2] Al-Salem, S. M., Lettieri, P., Baeyens, J. 2009. Recycling and Recovery Routes of Plastic Solid Waste (PSW): A Review. *Waste Management*. 29(10): 2625-2643.
- [3] Modares, A., Hamed, H. 2014. Effect of Waste Plastic Bottles on the Stiffness and Fatigue Properties of Modified Asphalt Mixes. *Mater Design*. 61: 8-15.
- [4] Sangita, Reena, G., Verinder, K. 2011. A Novel Approach to Improve Road Quality by Utilizing Plastic Waste in Road Construction. *Journal of Environmental Research and Development*. 5(4): 1036-1042.
- [5] Airey, G. D., Collop, A. C., Thom, N. H. 2004. Mechanical Performance of Asphalt Mixtures Incorporating Slag and Glass Secondary Aggregates. *Proceedings of the 8th Conference on Asphalt Pavements for Southern Africa (CAPSA'04), South Africa 2004; 12-16 September*.
- [6] Su, N., and Chen, J. S. 2002. Engineering Properties of Asphalt Concrete Made with Recycled Glass. *Resour Conserv Recy*. 35(4): 259-274.
- [7] Arabani, M., Mirabdolazimi, S. M., Ferdowsi, B. 2012. Modeling the Fatigue Behaviours of Glasphalt Mixtures. *Scientia Iranica*. 19(3): 341-345.
- [8] Wu, S., Yang, W., Xue, Y. Preparation and Properties of Glass-Asphalt Concrete 2004 [http://www.vegvesen.no/\\_attachment/110556/binary/192739](http://www.vegvesen.no/_attachment/110556/binary/192739) (3rd March 2016).
- [9] Ghasemi, M., Marandi, S. M. 2013. Performance Improvement of a Crumb Rubber Modified Bitumen Using Recycled Glass Powder. *J Zhejiang Univ Sci A*. 14(11): 805-814.
- [10] Navarro, F. M., Perez-Martines, M., Martin-Marin, J., Sol-Sanchez, M., Rubio-Gamez, M. D. C. 2015. Mechanical Performance of Asphalt Mixes Incorporating Waste Glass. *Balt J Road Bridge Eng*. 10(3): 255-261.
- [11] Ahmadinia, E., Zargar, M., Karim, M. R., Mahrez, A., Shafiq, P. 2011. Using Waste Plastic Bottles as Additive for Stone Mastic Asphalt. *Mater Design*. 32: 4844-9.
- [12] Moghaddam, T. B., Karim, M. R., Soltani, M. 2012. Basic Properties and Mix Design for Plastic-reinforced Asphalt Mixture. *Proceeding of 3rd International Technical Conference (ITC 2012), Kuala Lumpur, Malaysia*. 651-656.
- [13] O'Flaherty, C. A. 2002. *Highway: The Location, Design, Construction & Maintenance of Pavements*. 4th Ed. Reprinted. United Kingdom: Butterworth-Heinemann.
- [14] Ahmadinia, E., Zargar, M., Mounes, S. M., Asli, H., Karim, M. R. 2012. An Overview on Effects of Additives on Properties of Asphalt Mixture. *Proceeding on 3rd International Technical Conference (ITC 2012), Kuala Lumpur, Malaysia*. 663-668.
- [15] Arabani, M., Kamboozia, N. 2013. The Linear Visco-elastic Behaviour of Glasphalt Mixture Under Dynamic Loading Conditions. *Constr Build Mater*. 41: 594-601.
- [16] Siti, S. L. 2011. Styrofoam Waste as Bitumen Modifier in Hot Mix Asphalt Concrete. Bachelor Thesis. Universiti Teknologi Petronas, Malaysia.
- [17] FHWA. 1997. User Guidelines for Waste and By Product Materials in Pavement Construction
- [18] Jassim, A. P. D. H. M., Mahmood, A. L. O. T. 2014. Optimum Use of Plastic Waste to Enhance the Marshall Properties and Moisture Resistance of Hot Mix Asphalt. *Int J Eng Trends Technol*. 7(1): 18-25.
- [19] Moghaddam, T. B., Karim, M. R., Syammaun, T. 2012. Dynamic Properties of Stone Mastic Asphalt Mixtures Containing Waste Plastic Bottles. *Constr Build Mater*. 34: 236-242.
- [20] Hınıslıođlu, S., Ađar, E. 2004. Use of Waste High Density Polyethylene as Bitumen Modifier in Asphalt Concrete Mix. *Materials Letters*. 58(3): 267-271.
- [21] Vasudevan, R., Velkennedy, R., Ramalinga Chandra Sekar, A., & Sundarakannan, B. 2010. Utilization of Waste Polymers for Flexible Pavement and Easy Disposal of Waste Polymers. *Int J of Pavement Research Technol*. 3(1): 34-42.
- [22] Akira Shiratori. 2005. The Use of Secondary Aggregates in Bituminous Mixtures. Ph. M Thesis. University of Nottingham, UK.
- [23] Airey, G. D., Collop, A. C., & Thom, N. H. 2004. Mechanical Performance of Asphalt Mixtures Incorporating Slag and Glass Secondary Aggregates. *Proceedings of the 8th Conference on Asphalt Pavements for Southern Africa (CAPSA'04), South Africa*. 12: 16.
- [24] Zakaria, N. M., Radzif, D. N. A. N., Hassan, M. K., Hamim, A., Yusoff, N. I. M. 2015. Penggunaan Campuran Plastik dan Kaca Kitar Semula Sebagai Aggregate Gantian dalam Campuran Berasfalt. *Jurnal Teknologi*. 76(1): 335-346.
- [25] Yao, H., You, Z., Li, L., Lee, C. H., Wingard, D., Yap, Y. K. 2012. Rheology Properties and Chemical Bonding of Asphalt and Asphalt Mixtures Modified with Nanosilica. *Journal of Materials in Civil Engineering*. 25(11): 1619-1630.
- [26] Jeong, K. D., Lee, S. J., Kim, K. W. 2011. Laboratory Evaluation of Flexible Pavement Materials Containing Waste Polyethylene (WPE) Film. *Constr Build Mater*. 25(4): 1890-1894.
- [27] Moghaddam, T. B., Soltani, M., Karim, M. R. 2014. Evaluation of Permanent Deformation Characteristics of Unmodified and Polyethylene Terephthalate Modified Asphalt Mixtures Using Dynamic Creep Test. *Mater Design*. 53: 317-324.

# THE USE OF MIXED WASTE RECYCLED PLASTIC

---

## ORIGINALITY REPORT

---

20%

SIMILARITY INDEX

%

INTERNET SOURCES

20%

PUBLICATIONS

%

STUDENT PAPERS

---

## PRIMARY SOURCES

---

- 1 Ramez A Al-Mansob, Amiruddin Ismail, Riza Atiq O K Rahmat, Muhamad Nazri Borhan et al. "Evaluation of permanent deformation and durability of epoxidized natural rubber modified asphalt mix", IOP Conference Series: Materials Science and Engineering, 2017  
Publication 2%
- 2 Ivica Androjić, Ivan Marović. "Influence of Compaction Energy on Volumetric Properties of Hot-Mix Asphalt with Waste Glass Content", Journal of Materials in Civil Engineering, 2019  
Publication 1%
- 3 Ramadhansyah Putra Jaya, Romana Sarker Lopa, Norhidayah Abdul Hassan, Haryati Yaacob et al. "Performance of Waste Cooking Oil on Aged Asphalt Mixture", E3S Web of Conferences, 2018  
Publication 1%
- 4 Juraidah Ahmad, Nur Izzi Md. Yusoff, Mohd Rosli Hainin, Mohd Yusof Abd Rahman, Mustaque Hossain. "Investigation into hot-mix 1%

asphalt moisture-induced damage under tropical climatic conditions", Construction and Building Materials, 2014

Publication

---

5

Amir Modarres, Hamidreza Hamedi. "Effect of waste plastic bottles on the stiffness and fatigue properties of modified asphalt mixes", Materials & Design, 2014

Publication

---

1%

6

RILEM Bookseries, 2016.

Publication

---

1%

7

A. M. Al Allam, M. I. M. Masirin, M. E. Abdullah, A. S. Bader. "Evaluation of the Permanent Deformations and Aging Conditions of Batu Pahat Soft Clay-Modified Asphalt Mixture by Using a Dynamic Creep Test", MATEC Web of Conferences, 2016

Publication

---

1%

8

Hend Ali Omar, Nur Izzi Md. Yusoff, Halil Ceylan, Zainuddin Sajuri, Fauzan Mohd Jakarni, Amiruddin Ismail. "Investigation of the relationship between fluidity and adhesion strength of unmodified and modified bitumens using the pull-off test method", Construction and Building Materials, 2016

Publication

---

1%

9

Abdullahi Ali Mohammed, Ramadhansyah Putra

---

Jaya, Étienne Joseph Marie Delbrel, Choong Wee Kang et al. "Stiffness Modulus of Asphaltic Concrete Incorporating Coir Fibre and Subjected to Aging", E3S Web of Conferences, 2018

Publication

---

1%

10

Moreno-Navarro, Fernando, Miguel Pérez-Martínez, Jesús Martín-Martín, Miguel Sol-Sánchez, and María del Carmen Rubio-Gómez. "Mechanical performance of asphalt mixes incorporating waste glass", The Baltic Journal of Road and Bridge Engineering, 2015.

Publication

---

1%

11

Koichiro Kinto. "Ash melting system and reuse of products by arc processing", Waste Management, 1996

Publication

---

<1%

12

RILEM State-of-the-Art Reports, 2013.

Publication

---

<1%

13

Nishant Bhargava, Bhaskar Pratim Das, S. Anjan Kumar. "Synergistic influence of Aging and Moisture on Performance of Warm Mix Asphalt", International Journal of Pavement Research and Technology, 2018

Publication

---

<1%

14

P J Ramadhansyah, K A Masri, A H Norhidayah, M R Hainin, M W Muhammad

<1%

Naquiuddin, Y Haryati, M K I M Satar, A Juraidah. "Nanoparticle in Asphalt Binder: A State-of-The-Art Review", IOP Conference Series: Materials Science and Engineering, 2020

Publication

---

15

"Proceedings of the 5th International Symposium on Asphalt Pavements & Environment (APE)", Springer Science and Business Media LLC, 2020

Publication

---

16

Ahmedzade, P.. "Evaluation of steel slag coarse aggregate in hot mix asphalt concrete", Journal of Hazardous Materials, 20090615

Publication

---

17

Faridah Hanim Khairuddin, Mohab Yaser Alamawi, Nur Izzi Md. Yusoff, Khairiah Haji Badri, Halil Ceylan, Siti Nooraya Mohd Tawil. "Physicochemical and thermal analyses of polyurethane modified bitumen incorporated with Cecabase and Rediset: Optimization using response surface methodology", Fuel, 2019

Publication

---

18

Sevil Köfteci, Perviz Ahmedzade, Taylan Günay. "Evaluation of bitumen physical properties modified with waste plastic pipes", Canadian Journal of Civil Engineering, 2018

Publication

<1%

<1%

<1%

<1%

19

Hamzah, Meor Othman, Ramadhansyah Putra Jaya, Joewono Prasetijo, and Khairun Azizi M.A.. "Effects of Temperature and Binder Type on the Dynamic Creep of Asphaltic Concrete", Modern Applied Science, 2009.

Publication

&lt;1%

20

Behnood, Ali, Mahsa Modiri Gharehveran, Farhad Gozali Asl, and Mahmoud Ameri. "Effects of copper slag and recycled concrete aggregate on the properties of CIR mixes with bitumen emulsion, rice husk ash, Portland cement and fly ash", Construction and Building Materials, 2015.

Publication

&lt;1%

21

S.M. Motevalizadeh, R. Sedghi, H. Rooholamini. "Fracture properties of asphalt mixtures containing electric arc furnace slag at low and intermediate temperatures", Construction and Building Materials, 2020

Publication

&lt;1%

22

Muhamad Nazri Borhan ., Fatihah Suja ., Amiruddin Ismail ., Riza Atiq O.K. Rahmat .. "Used Cylinder Oil Modified Cold-Mix Asphalt Concrete", Journal of Applied Sciences, 2007

Publication

&lt;1%

23

S Hınıslıođlu. "Use of waste high density polyethylene as bitumen modifier in asphalt

&lt;1%



concrete mix", Materials Letters, 2004

Publication

---

24

S.H. Mousavinezhad, G.H. Shafabakhsh, O. Jafari Ani. "Nano-clay and styrene-butadiene-styrene modified bitumen for improvement of rutting performance in asphalt mixtures containing steel slag aggregates", Construction and Building Materials, 2019

Publication

---

<1%

25

Meor Othman Hamzah, Ali Jamshidi, Kunnawee Kanitpong, Mohamad Yusri Aman. " Parameters to characterise the effects of Sasobit content on the rheological properties of unaged and aged asphalt binders ", Road Materials and Pavement Design, 2012

Publication

---

<1%

26

Ojum, Chibuzor, Kranthi Kuna, Nick Thom, and Gordon Airey. "An investigation into the effects of accelerated curing on Cold Recycled Bituminous Mixes", Asphalt Pavements, 2014.

Publication

---

<1%

27

"GCEC 2017", Springer Science and Business Media LLC, 2019

Publication

---

<1%

28

"International Congress on Polymers in Concrete (ICPIC 2018)", Springer Science and Business Media LLC, 2018

<1%

29

Prithvi S. Kandhal, Sanjoy Chakraborty. "Effect of Asphalt Film Thickness on Short- and Long-Term Aging of Asphalt Paving Mixtures", Transportation Research Record: Journal of the Transportation Research Board, 1996

Publication

---

30

Emile Horak, Stephen J. Emery. "Forensic Investigation to Determine the Reasons for Premature Failure in an Asphalt Surface Layer", Road Materials and Pavement Design, 2011

Publication

---

31

M. Arabani, S.M. Mirabdolazimi, B. Ferdowsi. "Modeling the fatigue behaviors of glassphalt mixtures", Scientia Iranica, 2012

Publication

---

32

Dhawo Ibrahim Alhamali, Jiantao Wu, Quan Liu, Norhidayah Abdul Hassan, Nur Izzi Md. Yusoff, Shaban Ismael Albrka Ali. "Physical and Rheological Characteristics of Polymer Modified Bitumen with Nanosilica Particles", Arabian Journal for Science and Engineering, 2015

Publication

---

33

Zhang, Qian, Shu Wei Goh, and Zhan Ping You. "Study on Dynamic Modulus of Waste Plastic Modified Asphalt Mixture Using Waste Plastic Bag Chips", Advanced Materials Research,

<1%

<1%

<1%

<1%

<1%

2011.  
Publication

---

34 Fereidoon Moghadas Nejad, Alireza Azarhoosh, Gholam Hossein Hamedi. "Effect of high density polyethylene on the fatigue and rutting performance of hot mix asphalt – a laboratory study", Road Materials and Pavement Design, 2014  
Publication

---

35 Feipeng Xiao, Serji Amirkhanian, C. Hsein Juang. "Rutting Resistance of Rubberized Asphalt Concrete Pavements Containing Reclaimed Asphalt Pavement Mixtures", Journal of Materials in Civil Engineering, 2007  
Publication

---

36 InCIEC 2014, 2015.  
Publication

---

37 Baghaee Moghaddam, Taher, Mehrtash Soltani, and Mohamed Rehan Karim. "Experimental characterization of rutting performance of Polyethylene Terephthalate modified asphalt mixtures under static and dynamic loads", Construction and Building Materials, 2014.  
Publication

---

38 Attaelmanan, M.. "Laboratory evaluation of HMA with high density polyethylene as a modifier", Construction and Building Materials, 201105

39

Sangita, Tabrez Alam Khan, Sabina, D.K. Sharma. "Effect of waste polymer modifier on the properties of bituminous concrete mixes", Construction and Building Materials, 2011

Publication

---

<1%

40

Kaval Chhabra, Divesh Agrawal, Saladi S. V. Subbarao. "chapter 12 Modeling of Polypropylene Modified Bitumen Mix Design Results Using Regression Analysis", IGI Global, 2017

Publication

---

<1%

41

DMR Mitchell, P Hao, HY Liu. "A Laboratory Study of the Effectiveness of Various Additives on Moisture Susceptibility of Asphalt Mixtures", Journal of Testing and Evaluation, 2006

Publication

---

<1%

42

Hui Yao, Zhanping You, Liang Li, Chee Huei Lee, David Wingard, Yoke Khin Yap, Xianming Shi, Shu Wei Goh. "Rheological Properties and Chemical Bonding of Asphalt Modified with Nanosilica", Journal of Materials in Civil Engineering, 2013

Publication

---

<1%

43

Huayang Yu, Zihan Zhu, Zeyu Zhang, Jiangmiao Yu, Markus Oeser, Duanyi Wang. "Recycling waste packaging tape into

<1%

bituminous mixtures towards enhanced mechanical properties and environmental benefits", Journal of Cleaner Production, 2019

Publication

---

44

Jamshidi, Ali, Meor Othman Hamzah, and Zhanping You. "Performance of Warm Mix Asphalt containing Sasobit®: State-of-the-art", Construction and Building Materials, 2013.

Publication

---

<1%

45

Mohd Ezree Abdullah, Kemas Ahmad Zamhari, Mohd Rosli Hainin, Ebenezer Akin Oluwasola et al. "High temperature characteristics of warm mix asphalt mixtures with nanoclay and chemical warm mix asphalt modified binders", Journal of Cleaner Production, 2016

Publication

---

<1%

46

Moein Hasaninia, Farshad Haddadi. "Studying Engineering Characteristics of Asphalt Binder and Mixture Modified by Nanosilica and Estimating Their Correlations", Advances in Materials Science and Engineering, 2018

Publication

---

<1%

47

Tejash Gandhi, William Rogers, Serji Amirkhanian. "Laboratory evaluation of warm mix asphalt ageing characteristics", International Journal of Pavement Engineering, 2010

Publication

---

<1%

48

"Climate Change, Energy, Sustainability and Pavements", Springer Science and Business Media LLC, 2014

Publication

---

<1%

49

Shubham Bansal, Anil Kumar Misra, Purnima Bajpai. "Evaluation of modified bituminous concrete mix developed using rubber and plastic waste materials", International Journal of Sustainable Built Environment, 2017

Publication

---

<1%

50

Ebenezer Akin Oluwasola, Mohd Rosli Hainin. "Evaluation of Performance Characteristics of Stone Mastic Asphalt Incorporating Industrial Waste", Journal of Materials in Civil Engineering, 2016

Publication

---

<1%

51

Sarsam, Saad Issa, and Samer Muayad Al-Sadik. "Contribution of Crumb Rubber in the Aging Process of Asphalt Concrete", International Journal of Scientific Research in Knowledge, 2014.

Publication

---

<1%

52

Norhidayah Abdul Hassan, Ali Abdulhusein Abdulridha Almusawi, Mohd Zul Hanif Mahmud, Nor Asniza Mohamed Abdullah et al. "Engineering properties of crumb rubber modified dense-graded asphalt mixtures using

<1%

53

Brajesh Mishra, Mohit Kumar Gupta. "Use of plastic waste in bituminous mixes by wet and dry methods", Proceedings of the Institution of Civil Engineers - Municipal Engineer, 2018

Publication

---

<1%

54

Bradley J. Putman, Laura C. Kline. "Comparison of Mix Design Methods for Porous Asphalt Mixtures", Journal of Materials in Civil Engineering, 2012

Publication

---

<1%

55

Adebayo Olatunbosun Sojobi, Stephen Emeka Nwobodo, Oluwasegun James Aladegboye. "Recycling of polyethylene terephthalate (PET) plastic bottle wastes in bituminous asphaltic concrete", Cogent Engineering, 2016

Publication

---

<1%

56

Kok, B.V.. "Laboratory comparison of the crumb-rubber and SBS modified bitumen and hot mix asphalt", Construction and Building Materials, 201108

Publication

---

<1%

57

Farzaneh Tahmoorian, Bijan Samali, John Yeaman, Russell Crabb. "The Use of Glass to Optimize Bitumen Absorption of Hot Mix Asphalt

<1%

## Containing Recycled Construction Aggregates", Materials, 2018

Publication

---

58

P J Ramadhansyah, A Noor Azlan, Y Haryati, H Mohd Rosli et al. "Effects of black rice husk ash on asphalt mixture under aging condition", IOP Conference Series: Earth and Environmental Science, 2019

Publication

---

<1%

59

Abdullah, Mohd Ezree, Kemas Ahmad Zamhari, Mohd Rosli Hainin, Ebenezer Akin Oluwasola, Nur Izzi Md. Yusoff, and Norhidayah Abdul Hassan. "High temperature characteristics of warm mix asphalt mixtures with nanoclay and chemical warm mix asphalt modified binders", Journal of Cleaner Production, 2016.

Publication

---

<1%

60

Adham Alnadish, Yusri Aman. "Chapter 99 Evaluation of Aramid Fibre-Reinforced Asphalt Mixtures", Springer Science and Business Media LLC, 2019

Publication

---

<1%

61

Song-tao Lü, Jian-long Zheng. "Normalization method for asphalt mixture fatigue equation under different loading frequencies", Journal of Central South University, 2015

Publication

---

<1%



---

Exclude quotes      On

Exclude matches      Off

Exclude bibliography      On