

LAMPIRAN

1. Module.js

```
var moduleID = 'MQ0782019';      hp";
var text_assign = "";           return passCheck;
var audio_level = "";          }
var record_proc = false;
var meter = null;              function codeLoad(code){
var upload = false;            return code;
                                }
function url_update(){         #####;
    var url_updt = #####;      }
}
                                function code(){
function url_validation(){      return codeID;
    ##### =                    }
"http://gflm.umy.ac.id/_check#####
# return uurl;                 #####
}

function url_send(){
    var
uuurl="http://gflm.umy.ac.id/_send_
onlinetext.php";
    return uuurl;
}

function url_password(){
    var passCheck =
"http://gflm.umy.ac.id/_pass_verify.p
```

```

function check_memory(id){
    if
(id!=moduleID){localStorage.clear();
}
}

function read_file()
{
    try {
        return #####);
    }
    catch (err) {
        return 'Course ID is not found';
    }
}

function create_newFile(moduleID,
studentId, studentName, status){
    #####
    array = string.split(',');

array[0]=moduleID;array[1]=student
Id;array[2]=studentName;array[3]=st
atus;

    var Text =
array_toText(array,100);
    try {
        #####
        return "OK";
    }
    catch (err) {
        alert(err);
    }
}

function s_encode(str,code) {
    var encoded = "";
    for (i=0; i<str.length;i++) {
        var a = str.charCodeAt(i);
        #####;
        encoded =
encoded+String.fromCharCode(b);
    }
    return encoded;
}

###%*_**)
}

function g_decode(higrade) {
    *^#####
}

var myArray = new Array();

function generate_array(number){
    var text = "*";
    for (i=1;i<number;i++){
        if
(i==number){break;}
        text = text + ',';
        myArray[i] ='*';
    }
}

```

```

        text = text +
myArray[i];
    }
    return text;
}

function
array_toText(myArray,length){
    var string = myArray[0];
    for (i=1;i<length;i++){
        string = string + "," +
myArray[i];
    }
    return string;
}

function
passValidation(url,json,object){
    CLO['Loading'].#####;
    $(document).ready(function()
{
        #####
        crossDomain:
true,
        #####
        method:
'POST',
        dataType:
'text',
        data: json,
        %^&#(())

        updateFile();
        CL.Navigation.GoTo({
sTargetType: "slide", sTargetDir:
"next" });
        ##### "INVALID"){
            alert("Username atau
Password tidak sah");

            CLO['Loading'].Hide({
bMaster: true });
        }
    },
    error: function (error) {
        #####

        alert("Jaringan error, code: " +
error.status);
    }
});
});
}

5####(){
    var text #####
    var array = text.split(',');
    *%$#####";
    var Text =
array_toText(array,array.length);
    %%%% {

```

```

        localStorage.setItem(moduleID,Text);
        return "Validation is done";
    }
    #####
    alert(err);
}

%######, score){
    var textfile = read_file();
    array = %%%%####
    var counter = 0;
    #####
    %#^%^^#
        counter = i;
        break;
    }
}
var Textfilebaru = "";
array[counter] = chapter;
    %#####
    if (currentScore=='*'){
        array[counter + 1] =
score;
    }
    else {
        *
        num_currentScore +=
score;
        array[%#####
num_currentScore;
    }
    #####
    Textfilebaru += array[i] + ',';
}
try {
    *&^% % % % %);
    return "OK";
}
err) {
    ^%#####
catch (
}

function %#####){
    var url = url_update();
    #####();
    var passvar = "onlinetext="+json;
    $(document).ready(function()
{
    #####
    crossDomain:
true,
url: url,
% % % % %
dataType:
'text',
data: passvar,
####
},
error:

```

```

function() {
    }
    });
    });
}
%####(NIM){
    var Course = moduleID;
    var url = url_send();
    var passvar= "user_id=" + NIM +
"&" + "course_code=" + Course;
    #####
        $.ajax({
            crossDomain:
true,
            url: url,
            method:
'POST',
            #####
            data: passvar,
            success:
function (response) {
            },
            error:
function (error) {
            }
        });
    });
}
function showAssignment(){
    var data = read_file();

```

```

#####
var text = "";
var number = 0;
for #####
    number++;
if
((array[i]=="*")(array[i+1]=="*")){br
eak;}
text += "<tr></tr>";
#####
text +=
"<td>" + array[i].substring(3,6) + "</td
>";
var status = "";
#####";}
text +=
"<td>" + status + "</td>";
text += "</tr>";
}
return text;
}
function
imageLoad(surahImagef,surahSound
f,code){
    %#####('myCanvas1');
    var context1 =
canvas1.getContext('2d');
    var image1 = new Image();
    image1.src = surahImagef;
    image1#####

```

```

context1.drawImage(image1,
0, 0);
}
soundLoad(surahSoundf);
#####";
}

function soundLoad(surahSoundf){
#####
    source.src=surahSoundf;
}

function nextSlide(){
    document.getElementById("b
utton-next").style.display='block';
    document.getElementById("#
####
    document.getElementById^^.
display='none';
    parent.sendDataPost();
    parent.CL.Navigation.GoTo(
{sTargetType##### });
}

function saveNext(){
    try {
        localStorage.setItem("varnext",
"true");
    }
    #####
};

function #####
    try {
*#####&
    }
    catch (e) {alert(e.message)}
};

function imageSave(){
    var canvas1 =
document.getElementById('myCanv
as1');
    #####
    try {
        localStorage.setItem#####.toD
ataURL());
    }
    catch (e) {alert(e.message)}
}

function record(){
    #####
}

function detect(){
    var canvas1 =
document.getElementById('myCanv
as1');
    #####
}

```

```

var blackTotal = 0;
var high = #####"y-
high");
var imageData1 =
context1.^);
var dataArray1 =
imageData1.data
var dlength =
dataArray1.length;
for (%$###; i+=4) {
    if (

(dataArray1[i]<10)&

(dataArray1[i+1]<10)&
    (^*% % %

(dataArray1[i+3] >240))
    {
        blackTotal++;
    }
}
return blackTotal;
}

function imageReload(){
    var canvas1 =
document.getElementById('myCanv
as1');
    ^% #####
    var thisCode =

localStorage.getItem("code");
    %#####.getItem(thisCode);
    var img = new Image;
    img.src = imgAsDataURL;
    #####

    context1.drawImage(img, 0,
0);
    }*%##/078001/blackspeaker.
png'></img>";
}

//02 Sound

var audio_context;
var recorder;
^#####;

function startUserMedia(stream) {
    *#####(stream);
    recorder = new Recorder(input);
}

var timer;

function startRecording() {
    #####
    recorder && recorder.record();
}

function stopRecording() {

```

```

#####
createDownloadLink();
    recorder.clear();
    var canvasact =
document.getElementById('meter');
    canvasact.style.display='none';
}

function createDownloadLink() {
    var canvasl =
document.getElementById('meter');
    var context =
canvasl.getContext('2d');
    context.clearRect(0,0,420,10)
;
    var reader2 = new
FileReader();
    var array =
read_file().split(',');
    recorder &&
recorder.exportWAV(function(blob)
{
    var url =
URL.createObjectURL(blob);
    var sound =
document.getElementById("soundr")
;
    var view =
document.getElementById("rec");
    if (blob.size>44){
#####
        view.innerHTML = "<a
href='#'
onClick='window.togglePlayRec()'>
<img
src='../images/078001/redspeaker.pn
g'></img></a>";
        }
        if
#####>1024)&(upload==false
)){
            upload=true;
            parent.ajaxblob(#####[1
]);
        }
        sound.src = url;
        recorder.#####
        }, "audio/mp3");
    }

function togglePlay() {
    var chapter =
localStorage.getItem('code');
    store_data(chapter, 1);
    var audioElement =
document.getEl#####d("sound");
    var audioElementRec =
document.getElementById("soundr")
;
    if (audioElement.paused) {

```



```

        document.getElementById("button1").disabled = true;
        audioElement.play();
        audioElementRec.pause();
        audioElementRec.currentTime=0;

        audioElement.onended =
function() {
        document.getElementById("button1").disabled = false;
        }
    }
    else {
        document.getElementById("button1").disabled = false;
        audioElement.pause();
        audioElement.currentTime=0;
    }
}

function togglePlayRec() {
    var chapter =
localStorage.getItem('code');
    store_data(chapter, 1);

        initSound();
        var audioElement =
document.getElementById("sound");
        var audioElementRec =
document.getElementById("soundr");
        if (audioElementRec.paused) {
            audioElementRec.play();

            document.getElementById("button1").disabled = true;
            audioElement.pause();

            audioElement.currentTime=0;
        }
        audioElementRec.onended =
function() {
            document.getElementById("button1").disabled = false;
        }
        var canvasrec
=
document.getElementById('meter');

        canvasrec.style.display='block';
    }
    else {

```

```

        document.getElementById("button1").disabled = false;
        audioElementRec.pause();
        audioElementRec.currentTime=0;
    }
}

function ajaxblob(blob,name){
    var file = name+".wav";
    parent.CLO['iblib'].Show({
bMaster: true });
    var formData =
#####();
    if (blob.size > 16777216){
        blob =
blob.slice(0,16777216);
    }
    formData.append("wav",blob
, file);
    var myurl =
"http://gflm.umy.ac.id/uploadwav.php";
    $(document).ready(function()
{
    $.ajax({
        url: myurl,
        enctype:
        dataType:
        'text',
        data:
        formData,
        #####,
        processData:
        contentType:
        cache: false,
        success:
        function (resp){
            parent.CLO['iblib'].Hide({
bMaster: true });
        },
        error: function
        (e){
            #####({ bMaster: true });
        }
    });
}
#####
        window.AudioContext =
        window.AudioContext ||
        window.webkitAudioContext;

```

```

        navigator.getUserMedia =
        navigator.getUserMedia ||
        navigator.webkitGetUserMedia;
        window.URL =
        window.URL || window.webkitURL;
    } catch (e) {alert(e.message)}
    navigator.getUserMedia({audio: true}, startUserMedia, function(e) {});
}

function
createAudioMeter(audioContext,
clipLevel, averaging, clipLag) {
    const processor =
    audioContext.create#####es
    sor(512);
    processor.onaudioprocess =
    volumeAudioProcess;
    processor.clipping = false;
    processor.lastClip = 0;
    processor.volume = 0;
    #####;
    ##### || 0.95;
    processor.clipLag = clipLag ||
    750;
    processor.connect(audioCont
    ext.destination);
    processor.checkClipping =
    function () {
        if (!this.clipping) {
            return false;
        }
        if ((#####) <
        window.performance.now()) {
            this.clipping =
            false;
        }
        return
        this.clipping;
    }
    processor.#####n =
    function () {
        this.disconnect();
        this.onaudioprocess =
        null;
    }
    return processor;
}

%^#####(event) {
    const buf =
    event.inputBuffer.getChannelData(0)
    ;
    const bufLength = buf.length;
    var sum = 0;
    var x;
    for (#####++) {
        x = buf[i];
        if
        (Math.abs(x#####) {
            this.clipping =

```



```

        var Course = moduleID;
    var url = url_send();
    var passvar= "user_id=" + NIM +
"&" + "course_code=" + Course;
    $(#####){
        $.ajax({
            crossDomain:
true,
            url: url,
            *% % % % % %,
            dataType:
'text',
            data: passvar,
            success:
function (response) {
                try {
                    #####response);
                    localStorage.setItem("localm
",dom);
                }
            catch(e){};
            parent.updateBothSide();
        },
        error: function
(err) {}
    });
});
    }
function %#####
    var sArray =
localStorage.getItem("server") (',');
    var lArray =
localStorage.getItem("^%#####);
    var nArray = [];
    var mArray = [];
    var ntext="";
    var mtext="";
    var rtext="";
    var rArray = [];
    for (i=0;i<100;i++){
        rArray[i]="*";
    }
    nArray[0]=lArray[0];nArray[
1]=lArray[1];
    nArray[2]=#####[3];
    mArray[0]=lArray[0];mArray
[1]=lArray[1];
    mArray[2]=lArray[2];mArray
[3]=lArray[3];
    rArray[0]=lArray[0];rArray[1
]=lArray[1];
    rArray[2]=lArray[2];rArray[3
]=lArray[3];
    for (s=4;s<sArray.length-
1;s+=2){
        var find=false;
        for (l=#####

```



```

        }
    }
    for
(count=0;count<mArray.length-
1;count++){
        mtext #####';
    }
    mtext +=
mArray[mArray.length];
    var indx = 4;
    for
(ncount=4;ncount<nArray.length-
1;ncount+=2){
        if
((nArray[ncount]=="*")(nArray####
#####undefined")){break;}
        else {
            rArray[ncount]=nArray[ncou
nt];
            rArray[ncount+1]=nArray[nc
ount+1];
        }
        indx=ncount;
    }
    for
(mcount#####+=2){
        if
((mArray[mcount]=="*")(mArray[c
ount]=="undefined")){break;}
    }
    else {
        rArray[indx]=mArray[mcoun
t];
        mArray[mco#####unt+1];
    }
    indx+=2;
}
for
(rcount=0;rcount<rArray.length-
1;rcount++){
        #####+',';
    }
    rtext +=
rArray[rArray.length];
    localStorage.setItem(moduleI
D,rtext);
    sendDataPost();
}

```

1. INDEX.HTML

```

<html>
<head>
<title>##### 1</title>
    <script
src=" ../module.js"></script>
    <script
src=" ../recorder.js"></script>
    <script
type="text/javascript" >

```



```

function
init(){
    var
    surahSoundf =
    "../images/078001/078001.m
    p3";
    var
    surahImagef =
    "../images/078001/078001.pn
    g";
    var
    code^";
    var
    y=300;

    #####

    . setItem("sound",
    surahSoundf);

    localStorage.setItem("
    image", surahImagef);

    localStorage.setItem("
    code", code);

    localStorage.setItem("
    y-high", y);
    }

    #####.message)}
initSound();
imageLoad(surahIma
gef,surahSoundf,code);
}
</script>
<style>
</style>
</head>
<body onload="init()">
<table>
<tr>
<div id =
"myCanvas">
<td><canvas
id#####"
width="400"
height="300"></canvas></td
>
</div>
</tr>
<tr><td
style="padding-left:
15px"><canvas id="meter"
width="400"
height="10"></canvas></td>
</tr>
<tr><td><audio

```

```

id="sound"><source src=""
type="audio/ogg"></audio><
/td></tr>
<tr><td><audio
id="soundr"><source src=""
type="audio/ogg"></audio><
/td></tr>
<tr>
<td
height='75'>
<a id="soundview"
href="#"
#####k="togglePlay()"></img></a>
</td>
</tr>
<tr><td><button
id="button1"
class="myButton"
onclick="imageHide()"></bu
tton></td></tr>
<tr><td><ul
id#####"></ul></td></
tr>
<tr><td
height='75'><div
id="rec"></div></td></tr>
<tr><td><div
id="percent">#####</div></t
d></tr>
</table>

```

2. Gambar Ayat 1-40 Surat An-Naba'

عَنِ النَّبِإِ الْعَظِيمِ
 yang berita ten-
 besar tang

عَمَّ يَتَسَاءَلُونَ
 mereka sa-
 ling bertanya
 tentang apa

كَلَّا سَيَعْلَمُونَ
 kelak mereka jangan
 akan tahu begitu


الَّذِي هُمْ فِيهِ مُخْتَلِفُونَ
 orang-2 yang di da- mereka yang
 berselisih lamnya

أَلَمْ نَجْعَلِ الْأَرْضَ مِهْدًا
 hampan bumi Kami telah tidak-
 jadikan kah

ثُمَّ كَلَّا سَيَعْلَمُونَ
 kelak mereka jangan kemu-
 akan tahu begitu dian

وَالْجِبَالِ أَوْتَادًا
 pancang/ dan
 pasak gunung-2

أَلَمْ نَجْعَلِ الْأَرْضَ مِهْدًا
 hampan bumi Kami telah tidak-
 jadikan kah



 وَجَعَلْنَا نَوْمَكُمْ سُبَاتًا
 istirahat tidur dan Kami
 kalian jadikan


 وَخَلَقْنَاكُمْ أَزْوَاجًا
 berpasangan/jodoh dan Kami men-
 ciptakan kalian


 وَجَعَلْنَا النَّهَارَ مَعَاشًا
 penghidupan siang dan Kami
 dupan jadikan


 وَجَعَلْنَا اللَّيْلَ لِبَاسًا
 pakaian malam dan Kami
 jadikan


 وَجَعَلْنَا سِرَاجًا وَهَّاجًا
 sangat terang pelita dan Kami
 jadikan

وَبَنَيْنَا فَوْقَكُمْ سَبْعًا
 tujuh di atas dan Kami
 (langit) kalian bina

 شِدَادًا
 kuat/kokoh


 لِنُخْرِجَ بِهِ حَبًّا وَنَبَاتًا
 dan tumbuh-tumbuhan biji- dengan- untuk Kami
 tumbuhan bijian nya tumbuhkan

وَأَنْزَلْنَا مِنَ الْمُعْصِرَاتِ
 awan dari dan Kami
 turunkan

 مَاءً ثَجَّاجًا
 tercurah air

إِنَّ يَوْمَ الْفَصْلِ كَانَ
 ada- keputusan hari sung-
 lah ia guh
 مِيقَاتًا
 waktu
 tertentu

وَجَنَّاتٍ أَلْفَافًا
 subur/ dan kebun-
 lebat kebun

وَفُتِحَتْ السَّمَاءُ فَكَانَتْ
 maka jadi- langit Dan
 lah ia dibuka
 أَبْوَابًا
 pintu-
 pintu

يَوْمَ يُنْفَخُ فِي الصُّورِ
 sang- pada ditiup pada
 kakala hari
 فَتَأْتُونَ أَفْوَاجًا
 berduyun- maka kali-
 duyun an datang


إِنَّ جَهَنَّمَ كَانَتْ
 adalah Jahanam sung-
 ia guh
 مَرَصَدًا
 tempat
 penantian

وَسِيرَتِ الْجِبَالِ فَكَانَتْ
 maka ja- gunung- dan dijalankan/
 dilah ia gunung dihapuskan
 سَرَابًا
 fatamor-
 gana

لِّلْبِيثِ فِيهَا أَحْقَابًا
 beberapa di da- mereka
 lama lamnya tinggal

لِلطَّيِّغِينَ مَاءً مَّاءً
 tempat bagi orang-2
 kembali berlebihan


إِلَّا حَمِيمًا **وَعَسَاقًا**
 dan air luka air yang ke-
 dan nanah mendidih cuali

لَا يَذُوقُونَ فِيهَا بَرْدًا
 kese- di da- mereka me- tidak
 jukan lamnya rasakan

وَلَا شَرَابًا
 mi- dan
 numan tidak

لَا إِنَّهُمْ كَانُوا
 tidak adalah mereka sesungguhnya mereka

يَرْجُونَ حِسَابًا
 perhi- mereka meng-
 tungan harapkan



وَفَاقًا **جَزَاءً**
 yang pemba-
 setimpal lasan

وَكُلُّ شَيْءٍ أَحْصَيْنَاهُ
 Kami telah me- dan tiap-
 ngumpulkannya sesuatu tiap / segala

كِتَابًا
 dalam suatu
 kitab


وَكَذَّبُوا بِآيَاتِنَا كَذَّابًا
 sangat dengan ayat- dan mereka
 dusta ayat Kami mendustakan


إِنَّ لِلْمُتَّقِينَ مَفَازًا
 keun- bagi orang-2 sung-
 tungan bertakwa guh


فَذُوقُوا فَلَنْ نَزِيدَكُمْ إِلَّا
 kecuali/ Kami menam- maka maka ra-
 selain bah kalian tidak sakanlah!

عَذَابًا
 azab


 وَكَوَاعِبَ أَتْرَابًا
 dan gadis-gadis sebaya


 وَأَعْنَابًا وَحَدَائِقِ
 dan buah-buah anggur kebun-kebun


لَا يَسْمَعُونَ فِيهَا لَغْوًا
 mereka tidak mendengar sia-sia di dalamnya

 وَلَا كَذِبًا
 dan tidak dusta


 وَكَأْسًا دِهَاقًا
 dan gelas-gelas yang penuh

رَبِّ السَّمَوَاتِ وَالْأَرْضِ
 Tuhan/Pemelihara langit dan bumi
 وَمَا بَيْنَهُمَا الرَّحْمَنُ لَا يَمْلِكُونَ
 dan apa yang di antara keduanya Yang Maha Pemurah tidak berkuasa

 مِنْهُ خِطَابًا
 dari-Nya berbicara

جَزَاءً مِّن رَّبِّكَ عَطَاءً
 balasan dari Tuhan kamu pemberian

 حِسَابًا
 perhitungan

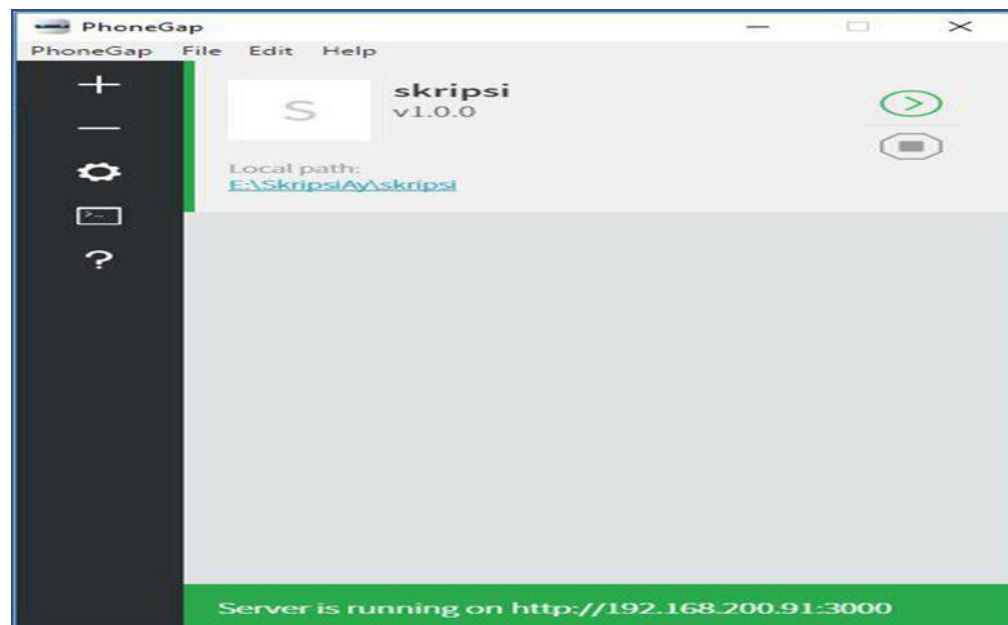
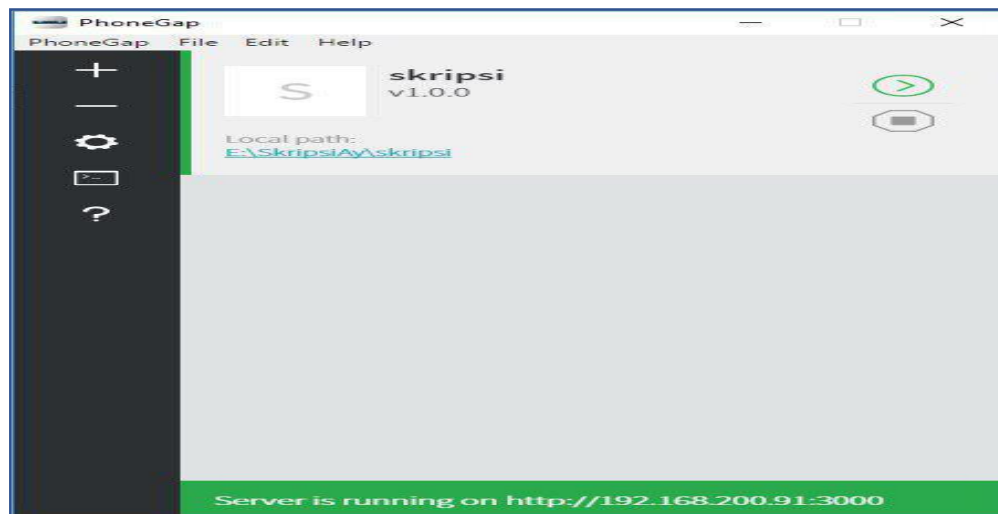
<p>ذَلِكَ الْيَوْمِ الْحَقُّ ^ص فَمَنْ</p> <p>maka ba- benar/ hari demiki- rang siapa pasti an/itu</p> <p>شَاءَ اتَّخَذَ إِلَىٰ رَبِّهِ ^{٣٦} مَعَابًا</p> <p>tempat Tuhan- ke- ia meng- meng- kembali nya pada ambil hendaki</p>	<p>يَوْمَ يَقُومُ الرُّوحُ وَالْمَلَائِكَةُ</p> <p>dan ma- ruh berdiri pada laikat hari</p> <p>صَفًّا ^ص لَا يَتَكَلَّمُونَ إِلَّا</p> <p>ke- mereka tidak berbaris cuali berkata-kata</p> <p>مَنْ أذِنَ لَهُ الرَّحْمَنُ وَقَالَ</p> <p>dan ia Yang Maha kepa- diizin- siapa berkata Pemurah danya kan yang</p> <p>صَوَابًا ^{٣٧}</p> <p>yang benar</p>
---	--

<p>إِنَّا أَنْذَرْتَكُمْ عَذَابًا قَرِيبًا</p> <p>dekat azab Kami peringat- sungguh kan kepada kalian</p> <p>يَوْمَ يَنْظُرُ الْمَرْءُ مَا قَدَّمَتْ</p> <p>telah apa yang seseorang melihat pada diperbuat yang hari</p> <p>يَدَاهُ وَيَقُولُ الْكَافِرُ</p> <p>dan dua orang kafir berkata tangannya</p> <p>يَلِيَّتِي كُنْتُ تُرَابًا</p> <p>aku debu/ tanah menjadi</p> <p>أَلَيْسَ بِأَنْزِلَتْ سَمَاءًا مَذْرُوعًا</p> <p>apakah bukan turun dari langit yang diturunkan sebagai hujan</p>
--

3. Menjadi APK

Publish di courselab, lalu masuk folder publish, dan jalankan di phoneGap.

Name	Date modified	Type	Size
courseimages	27/08/2019 14:00	File folder	
images	27/08/2019 14:02	File folder	
module	23/08/2019 12:31	JavaScript File	18 KB
recorder	20/07/2016 15:30	JavaScript File	13 KB
runtime	27/08/2019 13:59	XML Document	122 KB
splash	27/08/2019 13:59	XML Document	1 KB
start	27/08/2019 14:00	Chrome HTML Do...	4 KB



4. Konferensi

1. Submit Abstrak dari Jurnal Internasional

Development of Qur'an Memorization Learning Model Based on Mobile Learning

DwijokoPurbohadi, B RN Rahmawati², and HarisSetiyawan

¹⁾²⁾³⁾Department of Information Technology, Universitas Muhammadiyah Yogyakarta, Jl. Brawijaya, Geblagan, Tamantirto, Kec. Kasihan, Bantul, Daerah Istimewa Yogyakarta 55183

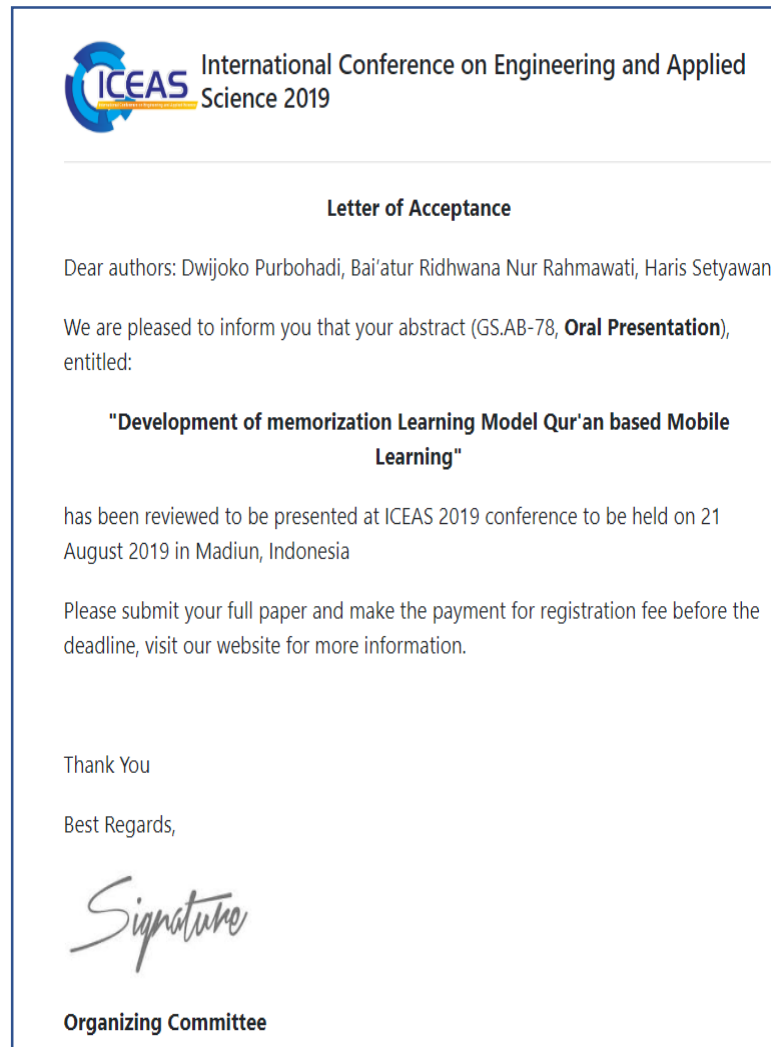
²⁾email:aik.ridwana@gmail.com

Abstract. Memorizing the Qur'an is the Sunnah of Prophet Muhammad, may peace be upon him. The most crucial part of remembering the Quran is the process of learning. In general, this activity is conducted privately memorizing, one teacher for one student. One obstacle of memorizing the Quran is the limited number of teachers and many students. This private model undoubtedly ineffective. The teacher is difficult to handle the activities. Also, the teacher cannot control the student to memorize more verses because teachers must hear one by one to the student's reading voice. Information technology has the potential benefit to innovate the learning models of memorizing the Quran. In this study, we develop a learning model using mobile technology. We design mobile learning that students can memorize independently; however teachers can still listen to reviews their reading sample, evaluate, and give guidance. The student module comes with a paragraph of verse view, including the translations. The student module also features a reading reference from international Qori. Besides that, the student module comes with a voice recording facility so students can compare with the reference reader. Teachers can assess every student until students good in reading and more verses to memorize. The primary findings of this study indicate that the teacher can handle more with better student performance. Students are highly motivated to memorize and self-evaluate their reading because they always feel under supervising by the teacher.

2. Pengumuman abstract diterima dari website

Keywords	: mobile learning, memorizing Qur'an, supervising learning
Topic	: Computer Science
Type	: Oral Presentation
Presenter Name	: Bai'atur Ridhwana Nur Rahmawati
Abstract Status	:  Accepted

3. Surat resmi abstract diterima



4. Sumbit full Artikel

Development of Qur'an Memorization Learning Model Based on Mobile Learning

Dwijoko Purbohadi, B RN Rahmawati², and Haris Setiyawan

¹⁾²⁾³⁾ Department of Information Technology, Universitas Muhammadiyah Yogyakarta, Jl. Brawijaya, Geblagan, Tamantirto, Kec. Kasihan, Bantul, Daerah Istimewa Yogyakarta 55183

²⁾ email: aik.ridwana@gmail.com

Abstract. Memorizing the Qur'an is the Sunnah of Prophet Muhammad, may peace be upon him. The most crucial part of remembering the Quran is the process of learning. In general, this activity is conducted privately memorizing, one teacher for one student. One obstacle of memorizing the Quran is the limited number of teachers and many students. This private model undoubtedly ineffective. The teacher is difficult to handle the activities. Also, the teacher cannot control the student to memorize more verses because teachers must hear one by one to the student's reading voice. Information technology has the potential benefit to innovate the learning models of memorizing the Quran. In this study, we develop a learning model using mobile technology. We design mobile learning that students can memorize independently; however teachers can still listen to reviews their reading sample, evaluate, and give guidance. The student module comes with a paragraph of verse view, including the translations. The student module also features a reading reference from international Qori. Besides that, the student module comes with a voice recording facility so students can compare with the reference reader. Teachers can assess every student until students good in reading and more verses to memorize. The primary findings of this study indicate that the teacher can handle more with better student performance. Students are highly motivated to memorize and self-evaluate their reading because they always feel under supervising by the teacher.

1. Introduction

Islamic religious education is mandatory for all levels of formal education of Indonesian Islam. The Qur'an is one of the ingredients that compulsory theme in Islamic studies because the Qur'an is the holy book of Muslims (Arum Mawar Sari, Nailil Muna, & Susilayati, 2019) (Nawaz & Jahangir , 2015); currently, one of the subject matter of Islam being developing is a lesson "memorize." This material is an essential part of the learning activities of the Qur'an (Ariffin, Abdullah, & Ahmad, 2015), Memorizing teaching is not memorization process only, but also the aspects of the method or the art of memorizing the verse by verse (Jamaluddin, Othman, Zailani, & Yusoff, 2017),

There are several methods of memorizing the Quran, but the most widely used method is "murojaah" or more commonly known as a method of "memorize demonstration." Many teachers use this method because it is proven to help the memorization

process. Murojaah method directs students for memorizing gradually by the division of chapters and increase repeatability. Murojaah is a traditional method, and this is a private teaching model. Students must be facing the teacher. Firstly, every student must open the Holy Qur'an than the teacher will divide the chapters and give a number target of verses that student must remember. We call it a student assignment. The student continues to memorize by repeating verses to memorize. When a student feels successful in remembering and aiming the target, students will face the teacher to demonstrate the verses reading and remembering. Meet often students feel lazy and bored using this method because it must queue for demonstrating how many verses has memorized.

The main drawback is that the teacher murojaah method can only monitor one student at a time. This condition causes the intensity of the meeting of teachers and students logically low. This method is challenging to implement in schools that have only one or two teachers, with hundred of the student. In order to memorize culture can implement widely in school, mostly rote learning and innovation is needed, one of them by utilizing smartphone and internet technology. In this study developed a mobile learning technology as a new way to memorize the Qur'an to the school with a limited number of religious teachers.

Mobile Learning (M-Learning) is a technique that uses mobile technology and the Internet for learning and education. M-Learning allows students to build their learning experience in a group learning environment (Sarrab, Elgamel, & Aldabbas, 2012). Learning innovation is indispensable because information technology plays a beneficial role to work and learn, information technology must be optimized to bring progress in the education system (Bahera, 2013). The education must be able to absorb new technologies to improve the quality of learning (Camilleri &

Camilleri, 2017). Further, M-Learning is one manifestation of an irreversible change due to the influence of smartphone technology and the Internet (Delgado Cepeda, 2017), Several studies have shown that many learners who tend to use their mobile devices for music, social media/networking, and gaming but not for education (Li (Michael), 2017); therefore, we need a system that is designed to be efficient to be able to resolve the problems of education problems (Hajri, Hafeez, & Azhar NV , 2019). People adopt technology to blend in or connect with others (P & R, 2002), so we need a unique design for rote learning to be active and efficient. Teachers can handle many students to optimize the timing of holidays or when the student at home. Expectations of effort confirm that when technology is easy to use and requires less effort is one reason why users adopt a system (J, M, & A , 2011).

2. DESIGN AND ARCHITECTURE

Research into design has been approached both from the general perspective of design guidelines and frameworks (Parsons, Ryu & Cranshaw, 2007) (Parsons, Sebuah Pembelajaran Tentang Seluler oleh Timeline dan Mind Map, 2014). We use architecture as the fundament of the mobile learning environment at the beginning of the study. Another goal is to attract the interest of students in memorizing the Quran and improve its capabilities. In fact, when smart phones and tablets land in the hands of teachers and students and a number of sites offer on-line education at no cost, there is an assumption that adopting for it will take a leap. However when EDX was launched even Har-vard's faculty argued about its impact on the current system (RJ , 2012). In addition, because technological gadgets can influence students' social emotions, balancing and controlling that use is necessary (Ashari, 2018). Teachers can handle many

students by optimizing the free time at home with formed mobile devices, the internet, and social media. In this study, the system is designed to create mobile applications that are connected and controlled to the server (Figure 1). There are two modules, the first so-called mobile application or modules. There are two modules, namely students module that used for memorizing and the other module called the teacher module that used for monitoring.

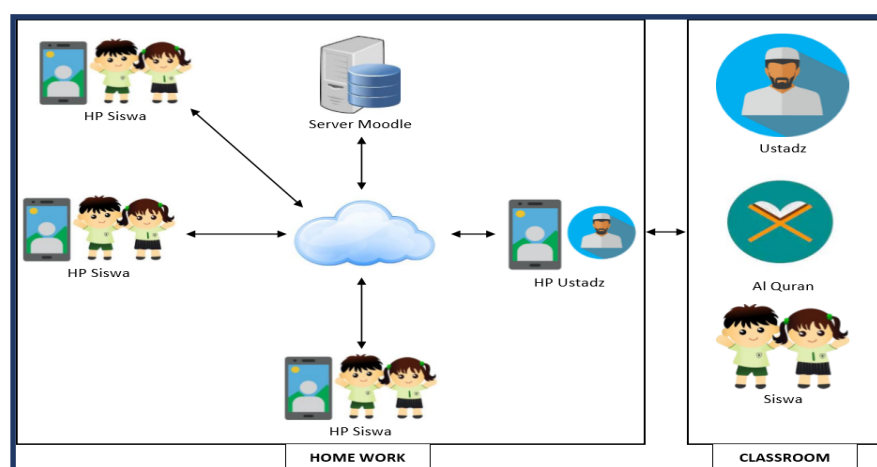
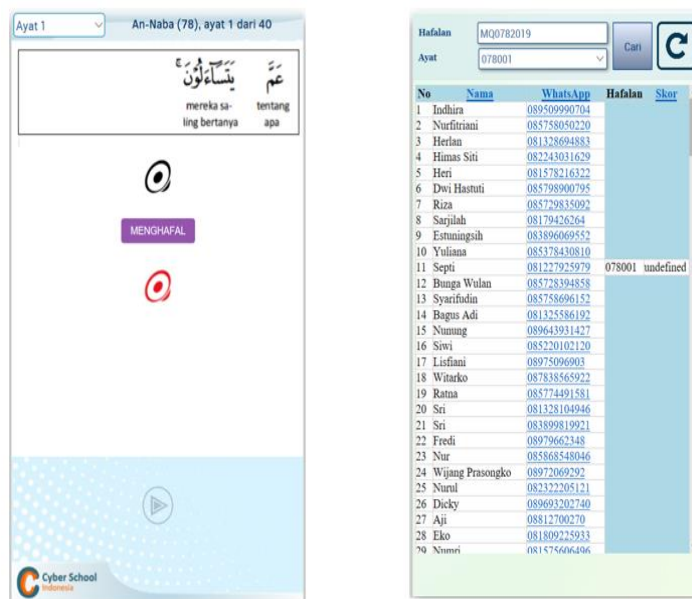


Figure 1. M-LearningArchitecture

We design the student module, as shown in Figure 2.A. Social influence technology is no longer significant (Hao, et al., 2014).The designed is unique which student can be used to memorize repeatedly. While the student is practicing, the system randomly sampling the student's voice. The sampling voice automatically sends to the server as the MP3 file. Student module have a recording system and international qory sound. Student can replay the recording voice for self-evaluating by comparing with the reading voice of international qory; it is mean that student can do the self-voice correction. The module also records the mouse "click" as student activity detection.



a

b

Figure 2. Module Memorize(a) And The Monitoring Module(b)

Teacher module (Figure 2b) have the facility to view a listing of students who are monitored and mentored teachers. We call this module as a monitoring module. In recent years, projects that have been carried out for the purpose of both instructional support and improving functionality have increased interactions between teachers and students (Göksu & Atici b). This module, equipped with a button for verse selection a verse and assignment link for detail checking. In the list of students, there is a link to activate WhatsApp API as a means to communicate privately. Teachers can monitor and check the details of student activities, including sampling sound rote. The teacher can see the time, the number of clicks, and which verse already read by the students. We design the interface as simple as possible but handy to carry out monitoring and mentoring activities. Teachers are very free to provide feedback, confirming readings, motivating individually on each student by using WhatsApp.

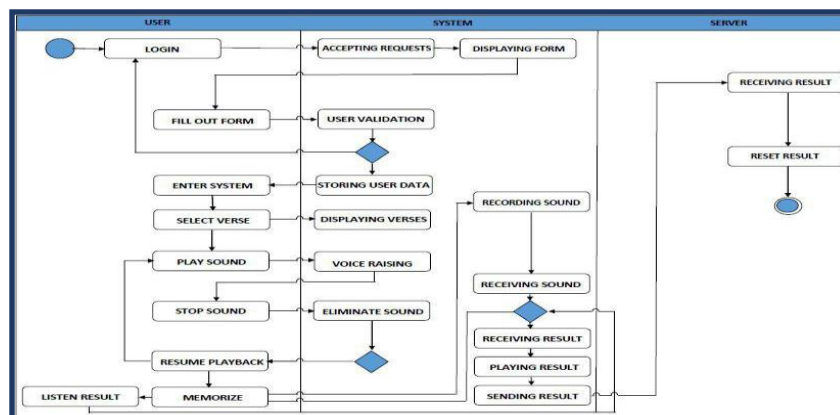


Figure 3. Activity Diagram

Figure 3 shows the activity diagram of the modules. There is three essential part of the diagram activity, including user, system, and server. Those three components are inter-related; the user can select multiple menus in the system. The system implements the method using some features; the first feature is images showing, how to display an image is using the HTML code. The "<imgsrc=>" is very useful here for connecting the image and an action. There is so many "action," one of its is to hide or show the image. We can see in the mobile display the red and black loudspeaker. The black image is for playing the cory's sound while the red one for playing the recording. In this module, we cannot hear the qory sound and recording sound together. One image disables other images and vice versa. This feature is very use full when the user will make memorization. When we press the button to record the user voice automatically picture paragraph hide. The steps to hide the image of the verse the image hide and show mechanism. We also use a try-catch. This mechanism removes error state, which can stop the application. Another feature is the sound randomly sampling system. This mechanism will initiate if the phone detects a specific minimal sound level. The system saves the sound as an MP3 file and sends it to the server using AJAX mechanism. The system using Javascript code for all mechanism handling, including multimedia

controlling, file saving, file reading, synchronization, and mouse action-response mechanism.

3. Result

Research carried out by tests on 32 students in the school as a user. Before students use the application, the teacher asks her students to use Manuscripts memorize then deposited rote. Here are the results of a comparison test using the Manuscripts and applications.

Experiment Result

We see in the control group. Figure 4 shows a standard measurement from points 0 to 4. The average student memorizing using the Qur'an book gets point 2 for reading speed. It was seen that there was change from point 3,5 to 2, meaning that students had not fully memorized using the Mushaf.

Meanwhile for reading comprehension using Manuscripts students get point 3; there seems to be a decrease from point 3.5 to 3. This means that the level of reading comprehension of students is good though not perfect. If they can master reading and reading correctly, it is very likely that students' memorization will be correct. For self-memorization, the average student gets point 1. There is a decrease from point 3.5 to 1, it means that the level of correction of students is practically low. For the average interest students get point 2; seen a decrease from point 3.5 to 2 means that their level of interest is still lacking. The average memorizing frequency students get point 2, from point 3,5 to 2 means the memorization frequency is less.

Interviews with teachers to know their response after the use of the application. We obtained information from the teacher after running the system.

USING MUSHAF									USING APPLICATION								
Speed									Speed								
Point	0	0,5	1	1,5	2	2,5	3	3,5	Point	0	0,5	1	1,5	2	2,5	3	3,5
Number of Students	0	0	3	9	13	2	0	0	Number of Students	0	0	0	7	8	8	5	7
Average Point	2								Average Point	2,5							
Comprehension									Comprehension								
Point	0	0,5	1	1,5	2	2,5	3	3,5	Point	0	0,5	1	1,5	2	2,5	3	3,5
Jumlah Siswa	0	0	0	0	5	3	12	12	Jumlah Siswa	0	0	0	0	4	3	13	12
Average Point	3								Average Point	3							
Correction									Correction								
Point	0	0,5	1	1,5	2	2,5	3	3,5	Point	0	0,5	1	1,5	2	2,5	3	3,5
Number of Students	2	7	16	0	6	0	0	0	Number of Students	1	1	7	1	9	7	3	3
Average Point	1								Average Point	2							
Attraction									Attraction								
Point	0	0,5	1	1,5	2	2,5	3	3,5	Point	0	0,5	1	1,5	2	2,5	3	3,5
Number of Students	0	0	5	7	9	6	4	1	Number of Students	0	3	5	0	0	6	3	20
Average Point	2								Average Point	3							
Frequency									Frequency								
Point	0	0,5	1	1,5	2	2,5	3	3,5	Point	0	0,5	1	1,5	2	2,5	3	3,5
Number of Students	1	0	5	4	8	5	5	0	Number of Students	0	0	0	5	8	8	9	4
Average Point	3								Average Point	3							

They expressed interest to use because it is an alternative to conducting recitation of the Qur'an. Students will use current technology to improve their efficiency (Tarhini, El-Masri, ali, & Serrano, 2016). However, it is still not fluent because the first time using a system like this. There is no obligation or additional work of teachers to supervise and inspect the activities and results of student records. For teachers who try this application are happy to use because it allows present, but they still thinking about how to start its program, mainly related to the school's academic rules.

4. Discussion

The purpose of this study was to gather information about the effectiveness of the application for students that includes speed memorization, reading comprehension, error correction, interest memorize, and frequency (activity). Students taught in traditional methods are less enthusiastic and motivated during the learning

process. Tests conducted for a middle school learning group in two days activity. We divided the activity into two different class activities, those act as a control group and an experiment group. The control group teaches using mushaf (book) and murojaah method, while the experiment group teaches using mobile learning system (application). After all the experiments done, we summarize the performance of students verses memorizing. Figure 4 shows the experiment result. The average student from control group using the "murojaah" method is slower than the experiment group.

Next we look at the group experiments to see memorization performance using the application. Figure 5 shows the average student gained point 2.5 for speed; seen changes in data from point 3.5 to 2.5. This shows the speed at which students memorize better than the control group at position 2. For reading comprehension the average student gets point 3, there appears to be a change from point 3.5 to 3. This means that students have a pretty good reading comprehension; from the results of the trial using the Manuscripts and the application there is no difference because getting the same point is 3. For the point of reading errors using the application the average student gets 2, while in the control group students get point 1. This shows the qori reading facility is useful for correcting memorization mistakes. For students' interest in getting point 3, it means that students are more interested in using the application compared to books because of some features that facilitate the memorization process. Finally, for the frequency of memorization activities using the application the average student gets point 2.5; this is higher than using books where student points are 2; it means students memorize using the application more often than using books.

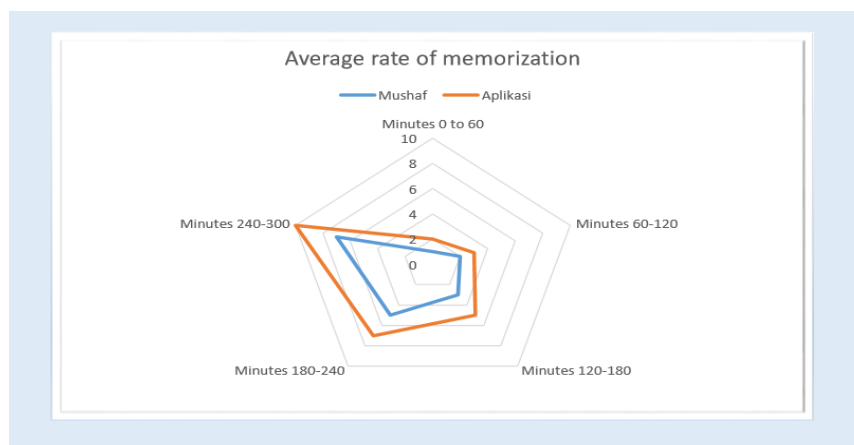


Figure 5. Result Rate Memorization Students

In Figure 5 described the average deposit rote students during the experiment, from experiments conducted over four days, we specify the hour intensifies About 5 hours, start from 0 to 300 minutes, the experiment results using the Manuscripts minute average 0-60 students can collect as much as 1 verse memorization, at 60-120 minutes Stratas average students can deposit as much as 2 verse memorization, in minutes to 120-180 students can deposit as much as 3 verse memorization, at minute average 180-240 students can deposit as much as 5 verse memorization, at minute average 240-300 students can deposit rote 7 paragraph. Of the two pictures data image number 4 and 5 can be concluded that the effectiveness of the application does not need to doubt, in addition to the two above data, the results of our review of the student feels supervised by teachers, because there are features that send the rote last into the server, then connect to the teacher module.

From the experimental results, we conclude that the student module in the form of mobile learning to memorize the Koran has the potential to increase the speed of memorizing, increasing the frequency of memorizing, making students more actively to try the application, make it easier for teacher performance, and increase

students' understanding of how to read Qur'an is excellent and accurate. In general, students memorize not monitored by anyone; it is most likely with the development of mobile learning to memorize the Koran can help students to be more frequent. Mobile devices have various distinctive features such as individualized interfaces, real-time access to information, context sensitivity, instant communication, and feedback (Sung, Chang, & Liu, 2016). The experimental results are consistent with the user's comments that the student after trying, comment students when compared to using the old methods, modules, students will be more promising. After seeing the test results of students feel motivated, they will use this application as well as possible.

Features of the module students are still in the development stage, there are still many in need of testing and analysis of data, so far there has been no shortage of significant applications, but we need to add the feature to display the score or similarity value with a query, so students do not need to be corrected by means of manual. With features that are currently available, the student measure his ability to listen to the recording, while hearing students also sometimes no harm, for example, the reading "wamaa" requires two beats long, but by the students only read one beats long, and most students do not realize their mistakes, so that if one reads it will happen when the correct on memorization,

In the development of mobile applications that are used to memorize the Holy Qur'an. Studies report that resistance to change plays an important role in accepting technology in education (Al-Hunaiyyan, Alhajri, & Al-Sharhan, 2018). the ultimate goal is to increase students' interest in memorizing, increase the frequency of memorization, and increase the speed of memorizing. So with this study, students are expected to be motivated in the process of

memorizing the Quran. Coupled with the advantages of using mobile learning as described previously, this application quiet intended for students, so that can be used anywhere and anytime, especially outside of school hours. Making these applications, we use CourseLab software to integrate the learning material in a learning module. Besides that, the framework to convert from the desktop to mobile use software framework PhoneGap and HTML5 + JavaScript as the programming language.

5. References

- Al-Hafizh, M. U. (2015). 9 Langkah Mudah Menghafal Al-Qur'an, ikhwanuddin dan rahmad arbi nur shaddiq (terj). In *9 Langkah Mudah Menghafal Al-Qur'an, ikhwanuddin dan rahmad arbi nur shaddiq (terj)* (p. 45). Solo: aqwam.
- An-Nawawi, I., & Shalihin, S. R. (2012). Misbah (terj.). In *Misbah (terj.)* (p. 342). Jakarta: Game Isnani.
- Sugianto, I. A. (2004). Kiat Praktis Menghafal Al-Qur'an. In *Kiat Praktis Menghafal Al-Qur'an* (pp. 41-43). Bandung: Mujahid Grafis.
- Abd. , N. B., & Bakri, O. (2005). Kamus Indonesia Arab Inggris. In *Kamus Indonesia Arab Inggris* (p. 320). Jakarta: Mutiara Sumber Widya.
- Afiahayati, C. K. (2018). Convolutional Neural Networksfor Handwritten Javanese Character Recognition. *IJCCS (Indonesian Journal of Computing and Cybernetics Systems)*, 83-94.
- Al-Bantany, N. (n.d.). Al-Hidayah Al-Qur'an Tafsir Perkata Tajwid Kode Angka. In *Al-Hidayah Al-Qur'an Tafsir Perkata Tajwid Kode Angka* (p. 7). Banten: Kalim Perss.
- Alhalafawy, S. W., & Zaki, Z. T. (2019). Pengaruh Aplikasi Mobile Content Digital Berdasarkan Gamification dalam Pembangunan Psikologis Kesejahteraan . *Internasional Journal Of IM*, 13(8), 107-123.

- Al-Hunaiyyan, A., Alhajri, R. A., & Al-Sharhan, S. (2018). Persepsi dan tantangan dari mobile learning di Kuwait. *Jurnal Universitas Raja Saud - Ilmu Komputer dan Informasi*, 279-289.
- Al-Mundziriy, H., & dkk. (1992). terj. Semarang: CV. Asy-Syifa.
- Arif, W. (2009). *Tahfidz Al-Qur'an Siswa Mts Wahid Hasyim Gatlen Sleman Yogyakarta*. Yogyakarta: Fakultas Ilmu Tarbiyah dan Keguruan UIN Sunan Kali Jaga.
- Ariffin, S., Abdullah, M., & Ahmad, K. (2015). Metode pada Menghafal Al-Quran di Malaysia: Studi di Darul Tuba Institute, Malaysia. *Prosiding Konferensi Internasional di Bisnis Global, Ekonomi, Keuangan dan Ilmu Sosial*, 1-9.
- Arsyad, A. (2014). Media Pembelajaran. In *Media Pembelajaran* (p. 3). Jakarta: Rajawali Pers.
- Arum Mawar Sari, D., Nailil Muna, A., & Susilayati, M. (2019). INTEGRASI ISLAM PENDIDIKAN AGAMA DAN ALAMI ILMU ON EKSPERIMEN FOTOSINTESIS. *International Journal of Research Mahasiswa Teknologi & Manajemen*, 17-22.
- Ashari, Z. M. (2018). Hubungan antara Pengetahuan dan Attitude terhadap Penggunaan Gadget Teknologi dengan Pengembangan Sosial Emosi Siswa. *International Journal of Interaktif Mobile Technologies*, 152-153.
- Bahera, S. K. (2013). M-LEARNING: BELAJAR PARADIGMA BARU. *Jurnal Internasional tentang Tren Baru dalam Pendidikan dan Implikasinya*, 4(2), 23-34.
- Bhat, M. (2014). Digital Image Processing . *INTERNATIONAL JOURNAL OF SCIENTIFIC & TECHNOLOGY*, 272-276.
- Camilleri, M. A., & Camilleri, A. C. (2017). TEKNOLOGI PENERIMAAN APLIKASI MOBILE DALAM PENDIDIKAN. *13th International Conference Mobile Learning*, 41-48.

- Chairi, S. (2017). *Implementasi Metode klasik dalam Menghafal Al-Qur'an Bagi Anak Usia Dini di Sekolah Hafidz ur'an Muhajirin Center Gresik*. Gresik: Pendidikan Agama Islam Universitas Muhammadiyah Gresik.
- Courville, I. G. (2016). *Deep Learning*. MIT Press.
- Darma, N. d. (2018). *IMPLEMENTASI DEEP LEARNING BERBASIS TENSORFLOW UNTUK PENGENALAN SIDIK JARI*. YOGYAKARTA: Universitas Atma Jaya.
- Delgado Cepeda, F. J. (2017). KECIL PRIVATE PENELITIAN ONLINE: A PROPOSAL UNTUK METODE NUMERIK KURSUS BERDASARKAN PENGGUNAAN TEKNOLOGI DAN BELAJAR DICAMPUR. *13th International Conference Mobile Learning*, 84-88.
- Dias, E. Y., Araujo Jr , C. F., & Ota, M. A. (2017). TABLET DAN APLIKASI MENGATAKAN SEJARAH MATEMATIKA' DI SEKOLAH TINGGI. *13th International Conference Mobile Learning*, 35-43.
- Dogan, O. d. (2014). DENTAL CARIES AND PREVENTIVE STRATEGIES. *JOURNAL OF EDUCATIONAL AND INSTRUCTIONAL STUDIES IN THE WORLD*, 20-24.
- Dominik Scherer, A. M. (2010). Evaluation of Pooling Operations in Convolutional Architectures for Object Recognition. *Conference Paper*.
- Dr. Mir Mohammad Azad, M. M. (2017). Color Image Processing in Digital Image . *International Journal of New Technology and Research (IJNTR)* , 56-62.
- Dubsky, R. A.-k. (2009). The past, present, and future of x-ray technology for in vivo imaging of function and form. *JOURNAL OF APPLIED PHYSICS*.
- Farooq, S. A. (2013). Dentin Hypersensitivity: A Review of its Etiology, Mechanism, Prevention Strategies and Recent Advancements in its Management. *World Journal of Dentistr*, 188-192.

- faruq , A. U. (2016). *Jurus Dahsyat Mudah Hafal Al-Qur'an*. In *Jurus Dahsyat Mudah Hafal Al-Qur'an* (p. 35). Surakarta: ziyad books.
- Felayani, M. I. (2013). TEKNIK PEMERIKSAAN COMPUTED TOMOGRAPHY SCANNING (CT-SCAN) THORAKS DENGAN KASUS MASSA PULMO DI INSTALASI RADIOLOGI RSPAU. DR. S. HARDJOLUKITO. *Jurnal Ilmu dan Teknologi Kesehatan*, 9-13.
- Fengling, W. d. (2019). Adaptive cascade single-shot detector on wireless sensor networks. *EURASIP Journal on Wireless Communications and Networking*, 2-13.
- Fu, C.-Y. (2017). DSSD:DeconvolutionalSingleShotDetector. *DSSD:DeconvolutionalSingleShotDetector*, 1-9.
- Göksu, D., & Atici b, B. (n.d.). Teknologi dan Peluang . *International Educational Technology Conference Perlu Untuk Mobile Learning* :, 686-694.
- Hajri, I., Hafeez, F., & Azhar NV , A. (2019). Sepenuhnya Automated Kelas Sistem Absensi. *Internasional Journal of IM*, 13(8), 95-106.
- Hao, Haijing, Padman, Rema, Sun, Baohong, . . . Rahul. (2014). Hierarchical Bayesian Learning Metode Analisis. *Prosiding Ha-Waii Konferensi Internasional Tahunan tentang Sistem*, 2751-2758.
- Hinton, Y. L. (2015). *Deep Learning*.
- Hinton, Y. L. (2015). Deep learning. *nature*, 436-521.
- Huh, I. (2018). Blood Cell detection using Singleshot Multibox Detector : Computational Science, Mathematics and Engineering University of California, San Diego. *Blood Cell detection using Singleshot Multibox Detector* .
- Ibid. (n.d.). Ibid.
- Ibrahim , A. A., & Syed Hassan, S. S. (2016). PENGARUH INSTRUKSIONAL VIDEO DRAMA ON PERSEPSI SISWA TENTANG MEMATUHI

ETIKA ISLAM: PENDEKATAN EKSPERIMENTAL . *International Journal of Pendidikan dan Penelitian*, 4(10), 49-62.

- Isabel, S.-B. d.-P. (2018). Evaluation of pooling operations in convolutional architectures for drug-drug interaction extraction. *BMC Bioinformatics*, 40-84.
- J, S., M, T., & A, N. (2011). M-banking di metropolitan Bangkok dan perbandingan dengan negara lain. *The Journal of Sistem Informasi Komputer*.
- Jamaluddin, I. Z., Othman, M. K., Zailani, M., & Yusoff, M. (2017). The Art Of Menghafal Qur'an: Aplikasi Of Lahjaṭ Al-huruf dan Lahjaṭ al-Tarannum . *International Journal of Research Akademik Ilmu Bisnis dan Sosial*, 7(8), 495-503.
- Jianto. (2015). *Implementasi Metode Fami Bisyauiqin Dalam Memelihara Al-Qur'an pada Huffadz di Ma'had Tahfidzul Qur'an Abu Bakar As-Shidiq Muhammadiyah Yogyakarta*. Yogyakarta: Pendidikan Islam Konsentrasi Pendidikan Agama Islam UIN Sunan Kalijaga.
- Khryashchev, V., Kasatkina, N., & Sokolenko, D. (2017). KESIAPAN UNTUK BELAJAR MOBILE: KASUS MULTIDISCIPLINER DARI Yaroslavl STATE UNIVERSITY. *13th International Conference Mobile Learning*, 114-118.
- L. Anacio, M., E. Sakay, L., A. Bustamante, R., & S. Mijares, T. (2019). Mendiagnosis Adopsi Belajar Ponsel. *Internasional Journal of IM*, 13(8), 124-137.
- Li (Michael), Z. (2017). MOBILE LEARNING DALAM SENI THEATER RUANG KELAS. *13th International Conference Mobile Learning*, 95-99.
- Liu, W. (2018). SSD:SingleShotMultiBoxDetector. *SSD: Single Shot MultiBox Detecto*, 1-17.

- Ma'aitah, R. H. (2018). Deep Convolutional Neural Networks for Chest Diseases Detection. *Journal of Healthcare Engineering*, 1-11.
- Manik, D. A. (2018). DETEKSI DAN PERHITUNGAN OBJEK BERDASARKAN WARNA MENGGUNAKAN COLOR OBJECT TRACKING. *Jurnal Pseudocode*, 85-91.
- Marwana, A. L. (2014). MACHINE LEARNING MULTI KLASIFIKASI CITRA DIGITAL. *Konferensi Nasional Ilmu Komputer (KONIK)*, 1-6.
- Mayanti, S. (2017). PENGGUNAAN METODE CONVOLUTIONAL NEURAL NETWORK UNTUK DETEKSI TEPI DENTIN TERSIER YOGYAKARTA : PROGRAM STUDI TEKNIK INFORMATIKA FAKULTAS TEKNIK UNIVERSITAS MUHAMMADIYAH YOGYAKARTA.
- Miftakhun N.F, S. S. (2016). FAKTOR EKSTERNAL PENYEBAB TERJADINYA KARIES GIGI PADA ANAK PRA SEKOLAH DI PAUD STROWBERRY RW 03 KELURAHAN BANGETAYU WETAN KOTA SEMARANG TAHUN 2016 . *Jurnal Kesehatan Gigi Vol.03 No.2*, 27-34.
- Mjör, I. A. (2009). Dentin permeability: the basis for understanding pulp reactions and adhesive technology. *Brazilian Dental Journal*.
- Monteiro, J. d. (2013). PROCESSING AND ANALYSIS OF DIGITAL IMAGES: HOW TO ENSURE THE QUALITY OF DATA CAPTURED. *International Journal of Recent advances in Mechanical Engineering*, 1-10.
- Mufarikhah, L. (2015). *Penerapan Metode Resitasi dan Media Audio Visual Dalam Meningkatkan Penguasaan Hafalan surat-surat Pendek mapel al-Qur'an Hadist pada siswa kelas III MI NU 43 Wonorejo Kaliwungu Kendal*. Semarang: Negri Walisongo Semarang.
- Mujahid. (2007). Strategi Menghafal Al-Qur'an 10 Bulan Khatam. In *Kiat-Kiat Sukses Menghafal Al-Qur'an* (p. 25). Yogyakarta: Idea Press.

- Nawaz, N., & Jahangir, S. F. (2015). Efek dari Menghafal Quran by Heart (Hifz) Pada Prestasi Akademik Kemudian. *Internasional Jurnal Studi Islam dan Budaya*, 3(1), 58-64.
- Ningsih, S. K., & Mulyono, H. (2019). Digital Resources Assessment di Dasar dan Ruang Kelas Sekolah Menengah . *International Journal of IM*, 13(8).
- P, P., & R, L. (2002). Memodifikasi penelitian adopsi untuk layanan mobile internet adoption. *International Conference tentang Sistem Ilmu*.
- Parsons, D. (2014). Sebuah Pembelajaran Tentang Seluler oleh Timeline dan Mind Map. *International Journal of Mobile dan Blended Learning*, 6(4).
- Parsons, D. (2014). Sebuah Pembelajaran Tentang Seluler oleh Timeline dan Mind Map. *International Journal of Mobile dan Blended Learning*, 6(4).
- Pitts, R. H. (2007). Dental carie. *The Lancet*, 51-59.
- Pramono, M. A. (2017). Modifikasi Default-Boxes Pada Model SSD Untuk Meningkatkan Keakuratan Deteksi. *Modifikasi Default-Boxes Pada Model SSD Untuk Meningkatkan Keakuratan Deteksi*, 33-40.
- Pratama, A. R. (2019, Januari 21). *Belajar Unified Modeling Language (UML) - Pengenalan*. Retrieved from CODEPOLITAN: <https://www.codepolitan.com/unified-modeling-language-uml>
- Purnakarya, S. R. (2013). PERANMAKANANTERHADAP KEJADIANKARIES GIGI. *Jurnal Kesehatan Masyarakat*, 89-93.
- Qayyuma, A. (2018). Medical Image Analysis using Convolutional Neural Networks: A Review. *Journal of Medical Systems*.
- Qomariyah, N., & Irsyad, M. (2016). Metode Cepat dan Mudah Agar Anak Hafal Al-Qur'an. In *Metode Cepat dan Mudah Agar Anak Hafal Al-Qur'an* (pp. 2-10). semesta hikmah, cetakan 1.
- RI, D. (1999). Kamus Besar Bahasa Indonesia. Jakarta: Balai Pustaka.

- RJ , W. (2012, 12 12). *The Harvard Crimson*. (The Harvard Crimson) Retrieved 6 27, 2016, from <http://www.thecrimson.com/article/2012/12/12/faculty-edx-courses-debat/?page=1>
- Ruairi, O. d. (2015). An Evaluation of Convolutional Neural Network Models for Object Detection in Images on Low-End Device. *Title Suppressed Due to Excessive Length*.
- Rubin, G. D. (2014). Computed Tomography: Revolutionizing the Practice of Medicine for 40 Year. *COMPUTED TOMOGRAPHY: Revolutionizing Medicine for 40 Years*, 45-74.
- Ruiz, R. d. (2017). *DEEP LEARNING: REVIEW*.
- Sabe, N. (2012). Enamel of Primary Teeth - morphological and chemical aspects . *Swedish dental journal*.
- Sadiman, A., & dkk. (2010). Media Pendidikan, Pengertian, Pengembangan dan Pemanfaatannya,. In *Media Pendidikan, Pengertian, Pengembangan dan Pemanfaatannya*, (p. 17). Jakarta: Rajawali Pers.
- Salama, H. K.-B. (2015). A Comparative Study of Medical Imaging Techniques. *International Journal of Information Science and Intelligent System*, 37-58.
- Sanderson, N., & Hanbidge, A. S. (2017). PENDIDIK MENGADOPSI M-LEARNING: IS IT BERKELANJUTAN PENDIDIKAN TINGGI? *13th International Conference Mobile Learning*, 147-150.
- Sarrab, M., Elgamel, L., & Aldabbas, H. (2012). Mobile produktif dan Educational Environments. *International Journal of Sistem Terdistribusi dan Paralel (IJDPS)*, 3(4), 31-38.
- Shcherbachenko, L., & Nowakowski, S. (2017). ANALISIS SARANA UNTUK MEMBANGUN SISTEM REKOMENDASI KONTEKS-AWARE UNTUK BELAJAR MOBILE. *13th International Conference Mobile Belajar*, 104-108 .

- Sianturi, H. A. (2018). Pengukuran dan Analisis Dosis Radiasi Keluaran pada Pesawat Sinar-X yang Berusia Lebih dari 10 Tahun pada Rumah Sakit di Kota Medan. 1-5.
- Sibanyoni, N., & Alexander, P. (2017). MENILAI POTENSI LevelUp SEBAGAI TEKNOLOGI persuasif UNTUK PEMBELAJAR AFRIKA SELATAN. *13th International Conference Mobile Learning*, 44-49.
- Soman, D. J. (2014). Image Classification Using Convolutional Neural Networks. *International Journal of Advancements in Research & Technology*, 1661-1668.
- Sugianto, I. A. (2004). Kiat Praktis Menghafal Al-Qur'an. In *Kiat Praktis Menghafal Al-Qur'an* (pp. 18-19). Bandung: Mujahid Press.
- Sukiman. (2012). Pengembangan Media Pembelajaran. In *Pengembangan Media Pembelajaran* (p. 154). Yogyakarta: PEDAGOGIA.
- Sung, Y.-T., Chang, K.-E., & Liu, T.-C. (2016). Efek dari mengintegrasikan perangkat mobile dengan pengajaran dan pembelajaran pada kinerja belajar siswa: A meta-analisis dan sintesis penelitian. *jurnal internasional ELSEVIER*, 94(komputer dan Pendidikan), 252-275.
- Supriyadi. (2012). PEDOMAN INTERPRETASI RADIOGRAF LESI-LESI DI RONGGA MULUT . *Stomatognatic(J.K.G Unei)*, 134-139.
- Tarhini, A., El-Masri, M., ali, M., & Serrano, A. (2016). Memperluas UTAUT Model untuk memahami penerimaan pelanggan dan penggunaan internet banking di Lebanon. Sebuah persamaan struktural pendekatan pemodelan. *Intrnasional Teknologi Informasi & People*, 29(4), 830-849.
- Tarun Kumar, K. V. (2010). A Theory Based on Conversion of RGB image to Gray image . *International Journal of Computer Applications (0975 – 8887)*, 7-10.

- Thakur, K. U. (2017). A review and an approach for object detection in images. *Int. J. Computational Vision and Robotic*, 197-237.
- Tompunu, R. K. (2011). PENGOLAHAN CITRA DIGITAL UNTUK MENDETEKSI OBYEK MENGGUNAKAN PENGOLAHAN WARNA MODEL NORMALISASI RGB. *Seminar Nasional Teknologi Informasi & Komunikasi Terapan 2011*.
- Usman, N. L. (2014). Distribusi Penyakit Pulpa Berdasarkan Etiologi dan Klasifikasi di RSKGM Fakultas Kedokteran Gigi, Universitas Indonesia Tahun 2009-2013. *Distribusi Penyakit Pulpa*, 1-16.
- Wang, C.-W. (2016). *Medical Image Analysis*. Elsevier, 63-76.
- Wei Hu, Y. H. (2015). Deep Convolutional Neural Networks for Hyperspectral Image Classification. *Journal of Sensors*, 1-12.
- Widayati, N. (2014). FAKTOR YANG BERHUBUNGAN DENGAN KARIES GIGI PADA ANAK USIA 4–6 TAHUN . *Jurnal Berkala Epidemiologi*, 196-205.
- Yu, P. A. (2007). A clinical classification of the status of the pulp and the root canal system. *Australian Dental Journal Supplemen*, 17-31.
- Zenghui, W. d. (2017). Deep Convolutional Neural Networks for Image Classification: A Comprehensive Review. *Neural Computation*, 2352–2449.
- Zhang, Y. L. (2019). Building Damage Detection from Post-Event Aerial Imagery Using Single Shot Multibox Detector. *applied sciences*, 1-13.
- Zhou, Z.-X. L.-Q. (2018). FSSD:FeatureFusionSingleShotMultiboxDetector. 1-10.

Acknowledgement

This research is part of the research Growing Self Directed Learning (SDL) Using Gamma Feedback Learning Model (GFLM). We want to say many thank to the Ministry of Research, Technology and Higher Education of the Republic of Indonesia based on the Decree of the Director-General of Research and Development Strengthening number 7/E/KPT/2019. We are also grateful to the University of Muhammadiyah Yogyakarta for fully supporting this research by providing additional funding and research facilities.

1. Presentasi Hasil Research

