

Tabel Pasang Surut Sungai Kali Yasa

Jam	TMA (cm)	TMA (cm)	Elevasi (m)
8/7/2015 19:00			-2.635
8/7/2015 20:00	58	-22	-0.22
8/7/2015 21:00	80	0	0
8/7/2015 22:00	140	60	0.6
8/7/2015 23:00	150	70	0.7
8/8/2015 0:00	198	118	1.18
8/8/2015 1:00	210	130	1.3
8/8/2015 2:00	200	120	1.2
8/8/2015 3:00	180	100	1
8/8/2015 4:00	160	80	0.8
8/8/2015 5:00	120	40	0.4
8/8/2015 6:00	110	30	0.3
8/8/2015 7:00	93	13	0.13
8/8/2015 8:00	100	20	0.2
8/8/2015 9:00	115	35	0.35
8/8/2015 10:00	119	39	0.39
8/8/2015 11:00	125	45	0.45
8/8/2015 12:00	148	68	0.68
8/8/2015 13:00	160	80	0.8
8/8/2015 14:00	185	105	1.05
8/8/2015 15:00	160	80	0.8
8/8/2015 16:00	135	55	0.55
8/8/2015 17:00	110	30	0.3
8/8/2015 18:00	96	16	0.16
8/8/2015 19:00	100	20	0.2
8/8/2015 20:00	110	30	0.3
8/8/2015 21:00	120	40	0.4
8/8/2015 22:00	135	55	0.55
8/8/2015 23:00	155	75	0.75
8/9/2015 0:00	190	110	1.1
8/9/2015 1:00	230	150	1.5
8/9/2015 2:00	200	120	1.2
8/9/2015 3:00	170	90	0.9
8/9/2015 4:00	150	70	0.7
8/9/2015 5:00	130	50	0.5
8/9/2015 6:00	110	30	0.3
8/9/2015 7:00	130	50	0.5
8/9/2015 8:00	110	30	0.3
8/9/2015 9:00	98	18	0.18
8/9/2015 10:00	90	10	0.1

8/9/2015 11:00	105	25	0.25
8/9/2015 12:00	120	40	0.4
8/9/2015 13:00	125	45	0.45
8/9/2015 14:00	130	50	0.5
8/9/2015 15:00	140	60	0.6
8/9/2015 16:00	149	69	0.69
8/9/2015 17:00	140	60	0.6
8/9/2015 18:00	128	48	0.48
8/9/2015 19:00	105	25	0.25
8/9/2015 20:00	103	23	0.23
8/9/2015 21:00	102	22	0.22
8/9/2015 22:00	104	24	0.24
8/9/2015 23:00	100	20	0.2
8/10/2015 0:00	130	50	0.5
8/10/2015 1:00	155	75	0.75
8/10/2015 2:00	160	80	0.8
8/10/2015 3:00	175	95	0.95
8/10/2015 4:00	180	100	1
8/10/2015 5:00	185	105	1.05
8/10/2015 6:00	175	95	0.95
8/10/2015 7:00	110	30	0.3
8/10/2015 8:00	100	20	0.2
8/10/2015 9:00	98	18	0.18
8/10/2015 10:00	90	10	0.1
8/10/2015 11:00	89	9	0.09
8/10/2015 12:00	105	25	0.25
8/10/2015 13:00	115	35	0.35
8/10/2015 14:00	120	40	0.4
8/10/2015 15:00	130	50	0.5
8/10/2015 16:00	135	55	0.55
8/10/2015 17:00	140	60	0.6
8/10/2015 18:00	145	65	0.65
8/10/2015 19:00	130	50	0.5
8/10/2015 20:00	126	46	0.46
8/10/2015 21:00	118	38	0.38
8/10/2015 22:00	110	30	0.3
8/10/2015 23:00	108	28	0.28
8/11/2015 0:00	120	40	0.4
8/11/2015 1:00	145	65	0.65
8/11/2015 2:00	152	72	0.72
8/11/2015 3:00	160	80	0.8
8/11/2015 4:00	168	88	0.88

8/11/2015 5:00	175	95	0.95
8/11/2015 6:00	187	107	1.07
8/11/2015 7:00	180	100	1
8/11/2015 8:00	148	68	0.68
8/11/2015 9:00	132	52	0.52
8/11/2015 10:00	115	35	0.35
8/11/2015 11:00	95	15	0.15
8/11/2015 12:00	90	10	0.1
8/11/2015 13:00	89	9	0.09
8/11/2015 14:00	102	22	0.22
8/11/2015 15:00	105	25	0.25
8/11/2015 16:00	125	45	0.45
8/11/2015 17:00	138	58	0.58
8/11/2015 18:00	142	62	0.62
8/11/2015 19:00	145	65	0.65
8/11/2015 20:00	146	66	0.66
8/11/2015 21:00	120	40	0.4
8/11/2015 22:00	118	38	0.38
8/11/2015 23:00	105	25	0.25
8/12/2015 0:00	104	24	0.24
8/12/2015 1:00	110	30	0.3
8/12/2015 2:00	120	40	0.4
8/12/2015 3:00	145	65	0.65
8/12/2015 4:00	170	90	0.9
8/12/2015 5:00	185	105	1.05
8/12/2015 6:00	195	115	1.15
8/12/2015 7:00	184	104	1.04
8/12/2015 8:00	170	90	0.9
8/12/2015 9:00	155	75	0.75
8/12/2015 10:00	128	48	0.48
8/12/2015 11:00	98	18	0.18
8/12/2015 12:00	90	10	0.1
8/12/2015 13:00	94	14	0.14
8/12/2015 14:00	88	8	0.08
8/12/2015 15:00	70	-10	-0.1
8/12/2015 16:00	125	45	0.45
8/12/2015 17:00	130	50	0.5
8/12/2015 18:00	148	68	0.68
8/12/2015 19:00	150	70	0.7
8/12/2015 20:00	149	69	0.69
8/12/2015 21:00	130	50	0.5
8/12/2015 22:00	125	45	0.45

8/12/2015 23:00	110	30	0.3
8/13/2015 0:00	105	25	0.25
8/13/2015 1:00	115	35	0.35
8/13/2015 2:00	120	40	0.4
8/13/2015 3:00	135	55	0.55
8/13/2015 4:00	145	65	0.65
8/13/2015 5:00	150	70	0.7
8/13/2015 6:00	155	75	0.75
8/13/2015 7:00	190	110	1.1
8/13/2015 8:00	180	100	1
8/13/2015 9:00	165	85	0.85
8/13/2015 10:00	140	60	0.6
8/13/2015 11:00	125	45	0.45
8/13/2015 12:00	110	30	0.3
8/13/2015 13:00	70	-10	-0.1
8/13/2015 14:00	60	-20	-0.2
8/13/2015 15:00	55	-25	-0.25
8/13/2015 16:00	80	0	0
8/13/2015 17:00	85	5	0.05
8/13/2015 18:00	130	50	0.5
8/13/2015 19:00	155	75	0.75
8/13/2015 20:00	165	85	0.85
8/13/2015 21:00	160	80	0.8
8/13/2015 22:00	148	68	0.68
8/13/2015 23:00	135	55	0.55
8/14/2015 0:00	105	25	0.25
8/14/2015 1:00	90	10	0.1
8/14/2015 2:00	95	15	0.15
8/14/2015 3:00	100	20	0.2
8/14/2015 4:00	120	40	0.4
8/14/2015 5:00	148	68	0.68
8/14/2015 6:00	178	98	0.98
8/14/2015 7:00	200	120	1.2
8/14/2015 8:00	190	110	1.1
8/14/2015 9:00	180	100	1
8/14/2015 10:00	150	70	0.7
8/14/2015 11:00	130	50	0.5
8/14/2015 12:00	100	20	0.2
8/14/2015 13:00	70	-10	-0.1
8/14/2015 14:00	65	-15	-0.15
8/14/2015 15:00	60	-20	-0.2
8/14/2015 16:00	85	5	0.05

8/14/2015 17:00	100	20	0.2
8/14/2015 18:00	125	45	0.45
8/14/2015 19:00	140	60	0.6
8/14/2015 20:00	155	75	0.75
8/14/2015 21:00	168	88	0.88
8/14/2015 22:00	150	70	0.7
8/14/2015 23:00	140	60	0.6
8/15/2015 0:00	110	30	0.3
8/15/2015 1:00	98	18	0.18
8/15/2015 2:00	100	20	0.2
8/15/2015 3:00	110	30	0.3
8/15/2015 4:00	120	40	0.4
8/15/2015 5:00	135	55	0.55
8/15/2015 6:00	160	80	0.8
8/15/2015 7:00	185	105	1.05
8/15/2015 8:00	195	115	1.15
8/15/2015 9:00	205	125	1.25
8/15/2015 10:00	190	110	1.1
8/15/2015 11:00	145	65	0.65
8/15/2015 12:00	112	32	0.32
8/15/2015 13:00	94	14	0.14
8/15/2015 14:00	53	-27	-0.27
8/15/2015 15:00	48	-32	-0.32
8/15/2015 16:00	52	-28	-0.28
8/15/2015 17:00	75	-5	-0.05
8/15/2015 18:00	115	35	0.35
8/15/2015 19:00	125	45	0.45
8/15/2015 20:00	150	70	0.7
8/15/2015 21:00	175	95	0.95
8/15/2015 22:00	180	100	1
8/15/2015 23:00	165	85	0.85
8/16/2015 0:00	145	65	0.65
8/16/2015 1:00	120	40	0.4
8/16/2015 2:00	80	0	0
8/16/2015 3:00	75	-5	-0.05
8/16/2015 4:00	60	-20	-0.2
8/16/2015 5:00	95	15	0.15
8/16/2015 6:00	130	50	0.5
8/16/2015 7:00	185	105	1.05
8/16/2015 8:00	198	118	1.18
8/16/2015 9:00	200	120	1.2
8/16/2015 10:00	180	100	1

8/16/2015 11:00	130	50	0.5
8/16/2015 12:00	100	20	0.2
8/16/2015 13:00		-80	-0.8
8/16/2015 14:00	64	-16	-0.16
8/16/2015 15:00	55	-25	-0.25
8/16/2015 16:00	68	-12	-0.12
8/16/2015 17:00	75	-5	-0.05
8/16/2015 18:00	105	25	0.25
8/16/2015 19:00	110	30	0.3
8/16/2015 20:00	125	45	0.45
8/16/2015 21:00	160	80	0.8
8/16/2015 22:00	185	105	1.05
8/16/2015 23:00	200	120	1.2
8/17/2015 0:00	180	100	1
8/17/2015 1:00	150	70	0.7
8/17/2015 2:00	100	20	0.2
8/17/2015 3:00	80	0	0
8/17/2015 4:00	70	-10	-0.1
8/17/2015 5:00	90	10	0.1
8/17/2015 6:00	120	40	0.4
8/17/2015 7:00	130	50	0.5
8/17/2015 8:00	180	100	1
8/17/2015 9:00	195	115	1.15
8/17/2015 10:00	200	120	1.2
8/17/2015 11:00	195	115	1.15
8/17/2015 12:00	160	80	0.8
8/17/2015 13:00	130	50	0.5
8/17/2015 14:00	85	5	0.05
8/17/2015 15:00	50	-30	-0.3
8/17/2015 16:00	45	-35	-0.35
8/17/2015 17:00	60	-20	-0.2
8/17/2015 18:00	80	0	0
8/17/2015 19:00	110	30	0.3
8/17/2015 20:00	150	70	0.7
8/17/2015 21:00	170	90	0.9
8/17/2015 22:00	175	95	0.95
8/17/2015 23:00	182	102	1.02
8/18/2015 0:00	157	77	0.77
8/18/2015 1:00	125	45	0.45
8/18/2015 2:00	95	15	0.15
8/18/2015 3:00	55	-25	-0.25
8/18/2015 4:00	110	30	0.3

8/18/2015 5:00	55	-25	-0.25
8/18/2015 6:00	93	13	0.13
8/18/2015 7:00	120	40	0.4
8/18/2015 8:00	150	70	0.7
8/18/2015 9:00	180	100	1
8/18/2015 10:00	205	125	1.25
8/18/2015 11:00	230	150	1.5
8/18/2015 12:00	215	135	1.35
8/18/2015 13:00	200	120	1.2
8/18/2015 14:00	85	5	0.05
8/18/2015 15:00	60	-20	-0.2
8/18/2015 16:00	50	-30	-0.3
8/18/2015 17:00	45	-35	-0.35
8/18/2015 18:00	40	-40	-0.4
8/18/2015 19:00	80	0	0
8/18/2015 20:00	95	15	0.15
8/18/2015 21:00	155	75	0.75
8/18/2015 22:00	160	80	0.8
8/18/2015 23:00	175	95	0.95
8/19/2015 0:00	160	80	0.8
8/19/2015 1:00	130	50	0.5
8/19/2015 2:00	110	30	0.3
8/19/2015 3:00	90	10	0.1
8/19/2015 4:00	80	0	0
8/19/2015 5:00	75	-5	-0.05
8/19/2015 6:00	60	-20	-0.2
8/19/2015 7:00	123	43	0.43
8/19/2015 8:00	140	60	0.6
8/19/2015 9:00	178	98	0.98
8/19/2015 10:00	186	106	1.06
8/19/2015 11:00	193	113	1.13
8/19/2015 12:00	184	104	1.04
8/19/2015 13:00	110	30	0.3
8/19/2015 14:00	105	25	0.25
8/19/2015 15:00	89	9	0.09
8/19/2015 16:00	60	-20	-0.2
8/19/2015 17:00	53	-27	-0.27
8/19/2015 18:00	82	2	0.02
8/19/2015 19:00	95	15	0.15
8/19/2015 20:00	120	40	0.4
8/19/2015 21:00	165	85	0.85
8/19/2015 22:00	190	110	1.1

8/19/2015 23:00	205	125	1.25
8/20/2015 0:00	170	90	0.9
8/20/2015 1:00	150	70	0.7
8/20/2015 2:00	130	50	0.5
8/20/2015 3:00	100	20	0.2
8/20/2015 4:00	80	0	0
8/20/2015 5:00	75	-5	-0.05
8/20/2015 6:00	65	-15	-0.15
8/20/2015 7:00	140	60	0.6
8/20/2015 8:00	155	75	0.75
8/20/2015 9:00	170	90	0.9
8/20/2015 10:00	180	100	1
8/20/2015 11:00	195	115	1.15
8/20/2015 12:00	188	108	1.08
8/20/2015 13:00	160	80	0.8
8/20/2015 14:00	145	65	0.65
8/20/2015 15:00	120	40	0.4
8/20/2015 16:00	68	-12	-0.12
8/20/2015 17:00	40	-40	-0.4
8/20/2015 18:00	60	-20	-0.2
8/20/2015 19:00	85	5	0.05
8/20/2015 20:00	100	20	0.2
8/20/2015 21:00	125	45	0.45
8/20/2015 22:00	150	70	0.7
8/20/2015 23:00	170	90	0.9
8/21/2015 0:00	215	135	1.35
8/21/2015 1:00	200	120	1.2
8/21/2015 2:00	175	95	0.95
8/21/2015 3:00	130	50	0.5
8/21/2015 4:00	100	20	0.2
8/21/2015 5:00	80	0	0
8/21/2015 6:00	60	-20	-0.2
8/21/2015 7:00	40	-40	-0.4
8/21/2015 8:00	70	-10	-0.1
8/21/2015 9:00	140	60	0.6
8/21/2015 10:00	150	70	0.7
8/21/2015 11:00	170	90	0.9
8/21/2015 12:00	180	100	1
8/21/2015 13:00	195	115	1.15
8/21/2015 14:00	150	70	0.7
8/21/2015 15:00	120	40	0.4
8/21/2015 16:00	100	20	0.2

8/21/2015 17:00	95	15	0.15
8/21/2015 18:00	80	0	0
8/21/2015 19:00	85	5	0.05
8/21/2015 20:00	115	35	0.35
8/21/2015 21:00	145	65	0.65
8/21/2015 22:00	165	85	0.85
8/21/2015 23:00	195	115	1.15
8/22/2015 0:00	198	118	1.18
8/22/2015 1:00	175	95	0.95
8/22/2015 2:00	178	98	0.98
8/22/2015 3:00	195	115	1.15
8/22/2015 4:00	120	40	0.4
8/22/2015 5:00	100	20	0.2
8/22/2015 6:00	83	3	0.03
8/22/2015 7:00	80	0	0
8/22/2015 8:00	95	15	0.15
8/22/2015 9:00	100	20	0.2
8/22/2015 10:00	110	30	0.3
8/22/2015 11:00	120	40	0.4
8/22/2015 12:00	130	50	0.5
8/22/2015 13:00	140	60	0.6
8/22/2015 14:00	150	70	0.7
8/22/2015 15:00	120	40	0.4
8/22/2015 16:00	100	20	0.2
8/22/2015 17:00	95	15	0.15
8/22/2015 18:00	85	5	0.05
8/22/2015 19:00	90	10	0.1
8/22/2015 20:00	120	40	0.4
8/22/2015 21:00	135	55	0.55
8/22/2015 22:00	150	70	0.7
8/22/2015 23:00	180	100	1
8/23/2015 0:00	190	110	1.1
8/23/2015 1:00	170	90	0.9
8/23/2015 2:00	160	80	0.8
8/23/2015 3:00	130	50	0.5
8/23/2015 4:00	125	45	0.45
8/23/2015 5:00	110	30	0.3
8/23/2015 6:00	80	0	0
8/23/2015 7:00	105	25	0.25
8/23/2015 8:00	90	10	0.1
8/23/2015 9:00	106	26	0.26
8/23/2015 10:00	124	44	0.44

8/23/2015 11:00	142	62	0.62
8/23/2015 12:00	149	69	0.69
8/23/2015 13:00	150	70	0.7
8/23/2015 14:00	148	68	0.68
8/23/2015 15:00	139	59	0.59
8/23/2015 16:00	123	43	0.43
8/23/2015 17:00	105	25	0.25
8/23/2015 18:00	95	15	0.15
8/23/2015 19:00	80	0	0
8/23/2015 20:00	90	10	0.1
8/23/2015 21:00	110	30	0.3
8/23/2015 22:00	140	60	0.6
8/23/2015 23:00	160	80	0.8
8/24/2015 0:00	175	95	0.95
8/24/2015 1:00	190	110	1.1
8/24/2015 2:00	170	90	0.9
8/24/2015 3:00	160	80	0.8
8/24/2015 4:00	155	75	0.75
8/24/2015 5:00	120	40	0.4
8/24/2015 6:00	75	-5	-0.05
8/24/2015 7:00	110	30	0.3
8/24/2015 8:00	90	10	0.1
8/24/2015 9:00	115	35	0.35
8/24/2015 10:00	130	50	0.5
8/24/2015 11:00	140	60	0.6
8/24/2015 12:00	158	78	0.78
8/24/2015 13:00	160	80	0.8
8/24/2015 14:00	155	75	0.75
8/24/2015 15:00	140	60	0.6
8/24/2015 16:00	130	50	0.5
8/24/2015 17:00	115	35	0.35
8/24/2015 18:00	90	10	0.1
8/24/2015 19:00	100	20	0.2
8/24/2015 20:00	115	35	0.35
8/24/2015 21:00	120	40	0.4
8/24/2015 22:00	130	50	0.5
8/24/2015 23:00	140	60	0.6
8/25/2015 0:00	160	80	0.8
8/25/2015 1:00	180	100	1
8/25/2015 2:00	170	90	0.9
8/25/2015 3:00	155	75	0.75
8/25/2015 4:00	130	50	0.5

8/25/2015 5:00	120	40	0.4
8/25/2015 6:00	80	0	0
8/25/2015 7:00	130	50	0.5
8/25/2015 8:00	95	15	0.15
8/25/2015 9:00	80	0	0
8/25/2015 10:00	70	-10	-0.1
8/25/2015 11:00	60	-20	-0.2
8/25/2015 12:00	105	25	0.25
8/25/2015 13:00	120	40	0.4
8/25/2015 14:00	130	50	0.5
8/25/2015 15:00	140	60	0.6
8/25/2015 16:00	145	65	0.65
8/25/2015 17:00	145	65	0.65
8/25/2015 18:00	120	40	0.4
8/25/2015 19:00	125	45	0.45
8/25/2015 20:00	120	40	0.4
8/25/2015 21:00	115	35	0.35
8/25/2015 22:00	129	49	0.49
8/25/2015 23:00	135	55	0.55
8/26/2015 0:00	140	60	0.6
8/26/2015 1:00	153	73	0.73
8/26/2015 2:00	155	75	0.75
8/26/2015 3:00	165	85	0.85
8/26/2015 4:00	160	80	0.8
8/26/2015 5:00	170	90	0.9
8/26/2015 6:00	160	80	0.8
8/26/2015 7:00	145	65	0.65
8/26/2015 8:00	130	50	0.5
8/26/2015 9:00	105	25	0.25
8/26/2015 10:00	90	10	0.1
8/26/2015 11:00	95	15	0.15
8/26/2015 12:00	100	20	0.2
8/26/2015 13:00	110	30	0.3
8/26/2015 14:00	120	40	0.4
8/26/2015 15:00	130	50	0.5
8/26/2015 16:00	140	60	0.6
8/26/2015 17:00	150	70	0.7
8/26/2015 18:00	160	80	0.8
8/26/2015 19:00	140	60	0.6
8/26/2015 20:00	125	45	0.45
8/26/2015 21:00	110	30	0.3
8/26/2015 22:00	130	50	0.5

8/26/2015 23:00	135	55	0.55
8/27/2015 0:00	140	60	0.6
8/27/2015 1:00	160	80	0.8
8/27/2015 2:00	168	88	0.88
8/27/2015 3:00	175	95	0.95
8/27/2015 4:00	178	98	0.98
8/27/2015 5:00	180	100	1
8/27/2015 6:00	185	105	1.05




Foto 1. Mempersiapkan Perahu Untuk Menyusurin Sungai Kali Yasa



Foto 2. Terjadinya Gerusan Pada Pengaman Tebing Sungai Kali Yasa



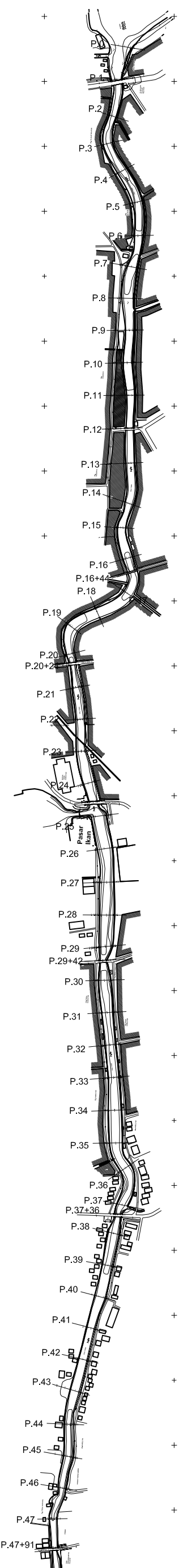





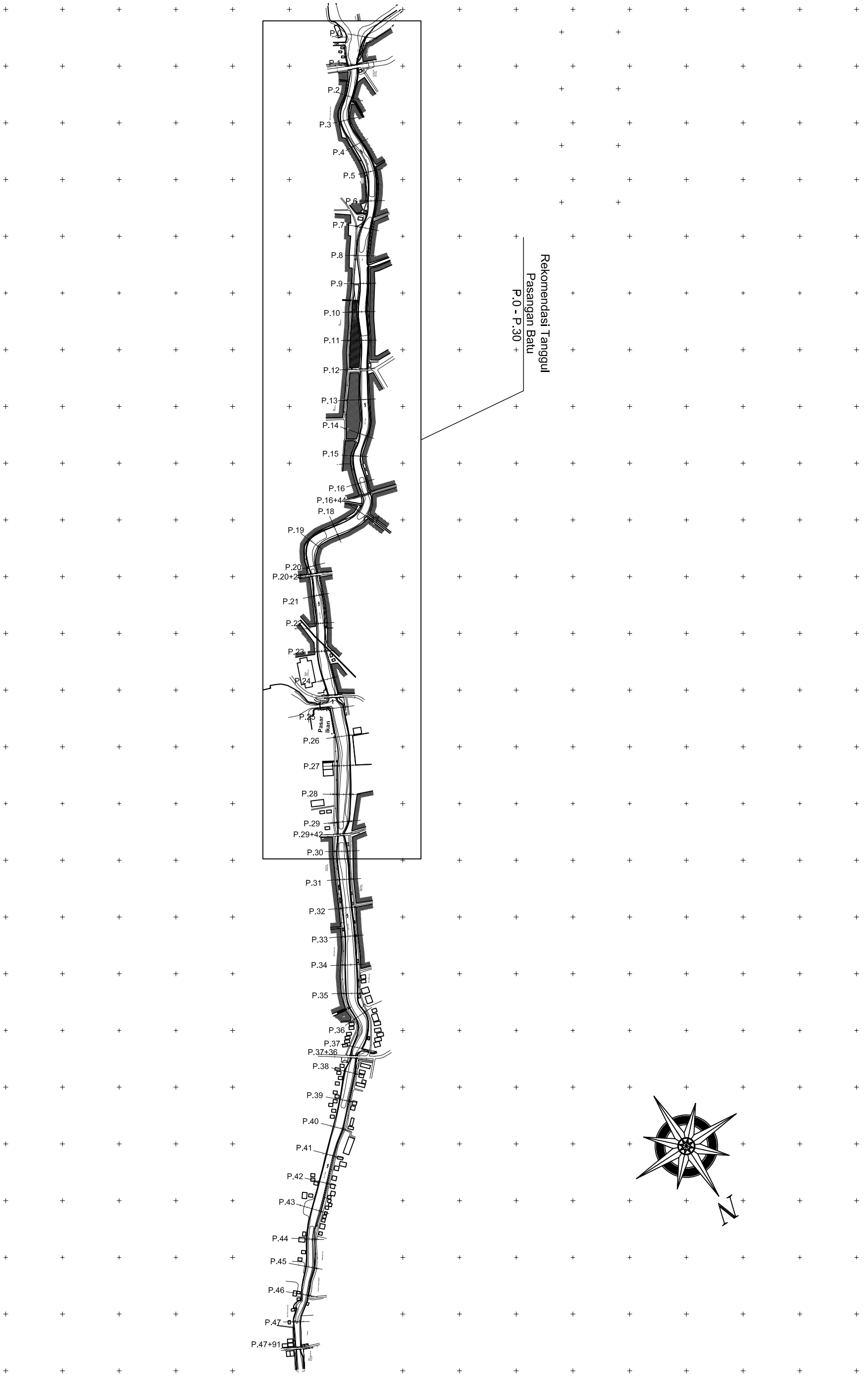
Foto 3. Melakukan Diskusi Kepada Masyarakat Sekitar



PEMERINTAH KABUPATEN CILACAP DINAS BINA MARGA SUMBER DAYA AIR ENERGI DAN SUMBER DAYA MINERAL Jl. H. Muryono No. 107, Cilacap, Jawa Tengah Telp. (0292) 34500		PROVINSI : JAWA TENGAH KABUPATEN : CILACAP NO. REGISTRER : NO. JUM. LBR : 02 / 04 TANGGAL : NO. KONTRAK	
GAMBAR : LAYOUT KALYASA P47+91 - P0		GABUNGAN : No. rev Igl	
SUPRANARMONI Arsitek Konsultan		No. / Angkutan ST No. / Angkutan ST	
PT. SUPRANARMONI KAPAL SDA Sektu PPK		TIMAH LEADER I. Bambang Sulaksana MSCE NIP. 1962071061990311002 NIP. 1963041219960311005	



PEMERINTAH KABUPATEN CILACAP DINAS BINA MARGA SUMBER DAYA AIR ENERGI DAN SUMBER DAYA MINERAL Jl. H. Muryono No. 107, Cikemp, Jawa Tengah Telp. (0222) 34503		PROVINSI : JAWA TENGAH KABUPATEN : CILACAP NO. REGISTRASI : NO. JUM. LBR : 01 / 04 TANGGAL : NOKONTRAK	
GAMBAR : LAYOUT KALIVASA P88 - P47+91			
Disetujui :			
SUPRAHARMON <small>Agustawan</small> <small>Supraharmon & Konsultan Teknik</small> PTPTK		Noy/Anjurni, ST I. Bambang Sulaksana, MSCE	
KAPRO DDA, Kepala PPK		NIP. 1950201061990311002 NIP. 1950301121990311005	
No. rev		Igl	
yang direvisi		oleh direnc. dilet	



PEMERINTAH KABUPATEN CILACAP DINAS BINA MARGA SUMBER DAYA AIR ENERGI DAN SUMBER DAYA MINERAL <small>Jl. H. Manjoro No. 107, Cilacap, Jawa Tengah Telp. (0422) 34503</small>		PROVINSI : JAWA TENGAH KABUPATEN : CILACAP NO. REGISTRER : NO. JUM. I.B.R. : 02 / 04 TANGGAL : NO.KONTRAK	
GAMBAR : PETA AREA SEDIMENTASI DAN REKOMENDASI TANGGUL PASANGAN BATU P.0-P.30			
SUPRARAHMONI Arsitek <small>Suprarahmony.com</small>		No. / Angkutan ST	
CONSISTINDO <small>Engineering & Surveying Consultant</small>		TEAM LEADER :	
PPTK :	NIP. 198207106 1990031 002	I. Bambang Sulaksana MSCE	
No. rev	Igl	yang ditinjau	oleh ditenc. dilet
Ditetapkan di :		Ditetapkan di :	
KAPRO DISA :		KAPRO DISA :	
NIP. 19830412 199803 1 005		NIP. 19830412 199803 1 005	