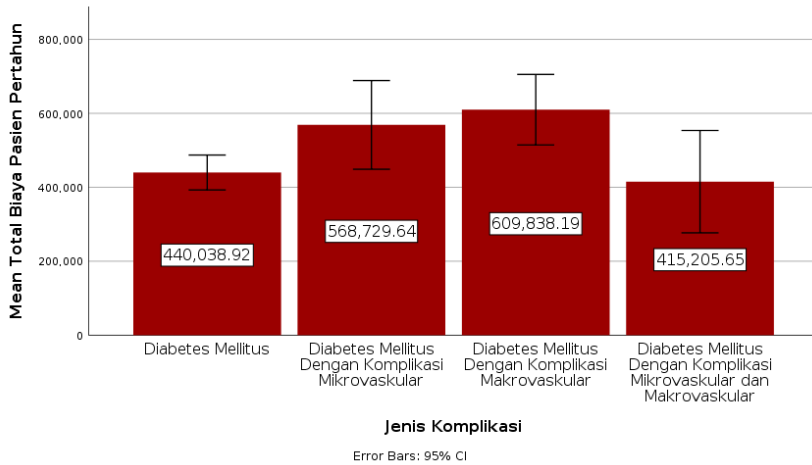
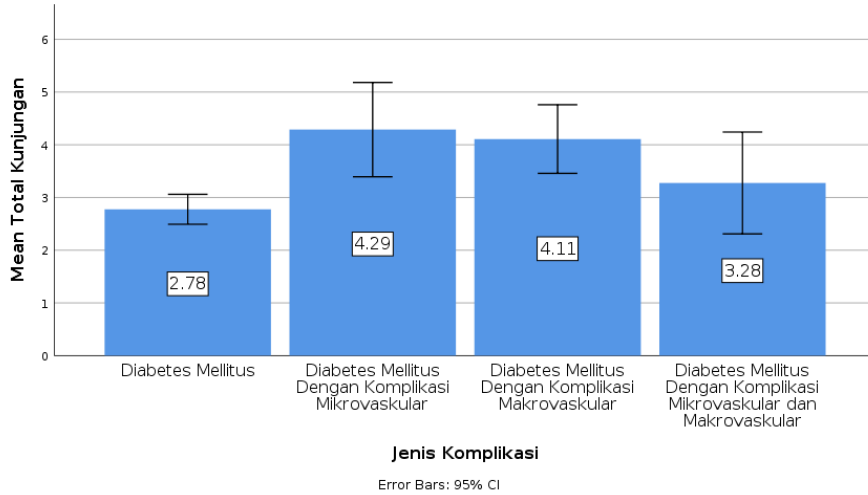


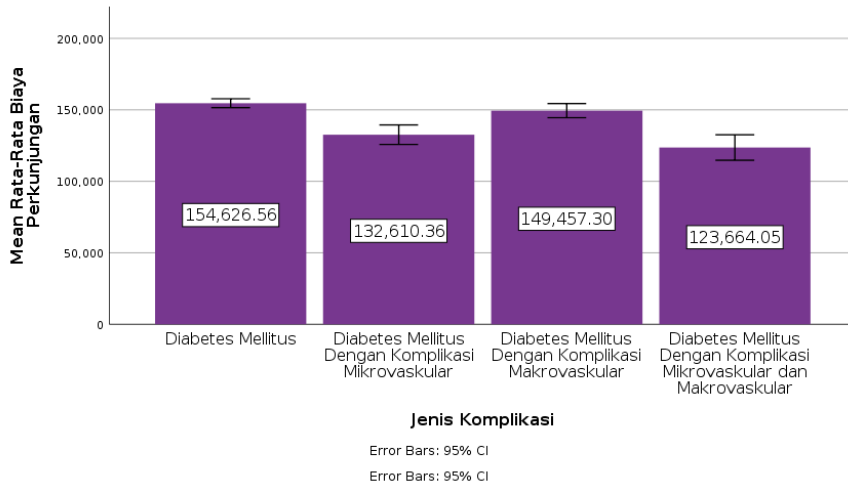
	Sig. (2-tailed)	.604	.095	.059	.052	.000	.	.000	.028
	N	626	626	626	626	626	626	626	626
Average	Correlation	.016	.028	-.199**	-.247**	.121**	.396**	1.000	.037
Cost Per	Coefficient								
Visit	Sig. (2-tailed)	.681	.485	.000	.000	.002	.000	.	.358
	N	626	626	626	626	626	626	626	626
Age	Correlation	-.100*	.946**	.054	.043	-.114**	-.088*	.037	1.000
	Coefficient								
	Sig. (2-tailed)	.013	.000	.180	.285	.004	.028	.358	.
	N	626	626	626	626	626	626	626	626

*. Correlation is significant at the 0.05 level (2-tailed).

**. Correlation is significant at the 0.01 level (2-tailed).

B. JENIS KOMPLIKASI





C. JUMLAH KOMPLIKASI

