

LAMPIRAN




Gambar 5.1 Melepas Filter Udara



Gambar 5.2 Melepas Kabel Gas



Gambar 5.3 Melepas Pipa Bahan Bakar



Gambar 5.4 Melepas Soket Solenoid Valve



Gambar 5.5 Melepas Baut Pengunci Karburator



Gambar 5.6 Melepas Karbu




Gambar 5.7 Melepas *Air Horn Section*




Gambar 5.8 Melepas *Power Piston*



Gambar 5.9 Melepas Pelampung



Gambar 5.10 Melepas Solenoid Valve




Gambar 5.11 Melepas *Slow Jet*




Gambar 5.12 Melepas *Ventury*



Gambar 5.13 Melepas *Flange Section*



Gambar 5.14 Melepas Baut Campuran *Idle*



Gambar 5.15 Membersihkan Karbu



Gambar 5.16 Menyemprot Karbu dengan Kompresor



Gambar 5.17 Pengujian Bahan Bakar