


LAMPIRAN




Bakteri *Actinobacillus actinomycescomitans*



Pemanasan air untuk mengencerkan ekstrak biji pepaya



Pengenceran ekstrak biji pepaya menjadi 3 kelompok konsentrasi



Ekstrak 100%, 50%, 25%



Bakteri yang sudah diinkubasi dan siap uji



Proses penempatan ekstrak ke dalam media



Water Bath untuk menginkubasikan media percobaan



Pengukuran zona hambat

OUTPUT SPSS

Statistics

		ZonaHambat	Kelompok
N	Valid	20	20
	Missing	0	0
Mean		4.8200	2.5000
Median		3.5750	2.5000
Mode		1.00 ^a	1.00 ^a
Std. Deviation		3.62754	1.14708
Variance		13.159	1.316
Minimum		.75	1.00
Maximum		11.00	4.00
Sum		96.40	50.00

a. Multiple modes exist. The smallest value is shown

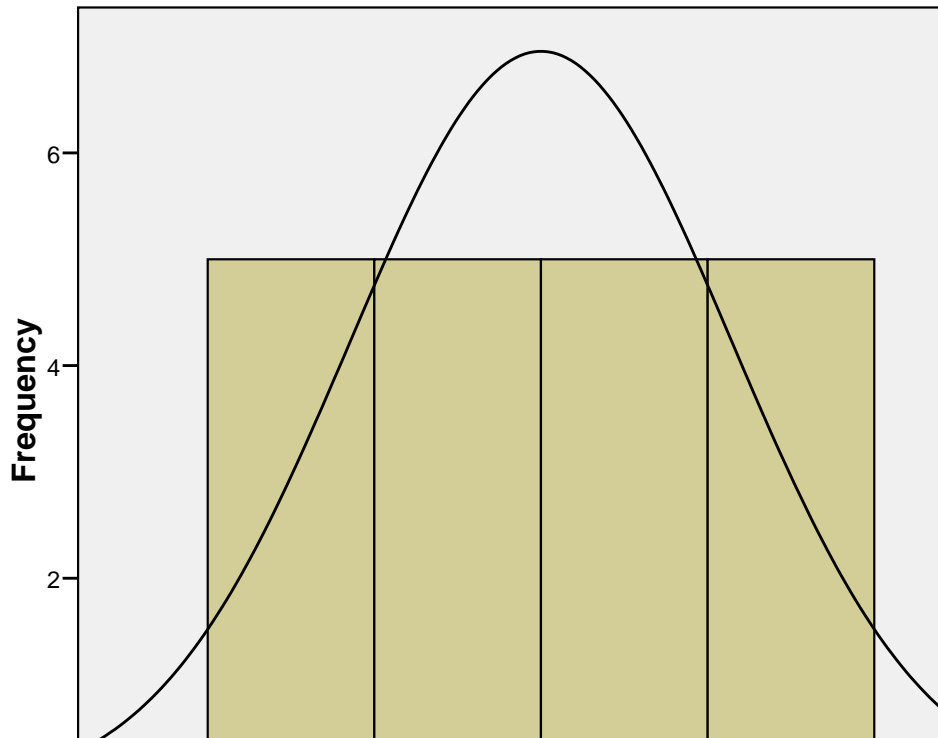
Kelompok

		Frequency	Percent	Valid Percent	Cumulative Percent
Valid	Kontrol Positif	5	25.0	25.0	25.0
	Ekstrak 25%	5	25.0	25.0	50.0
	Ekstrak 50%	5	25.0	25.0	75.0
	Ekstrak 100%	5	25.0	25.0	100.0
	Total	20	100.0	100.0	

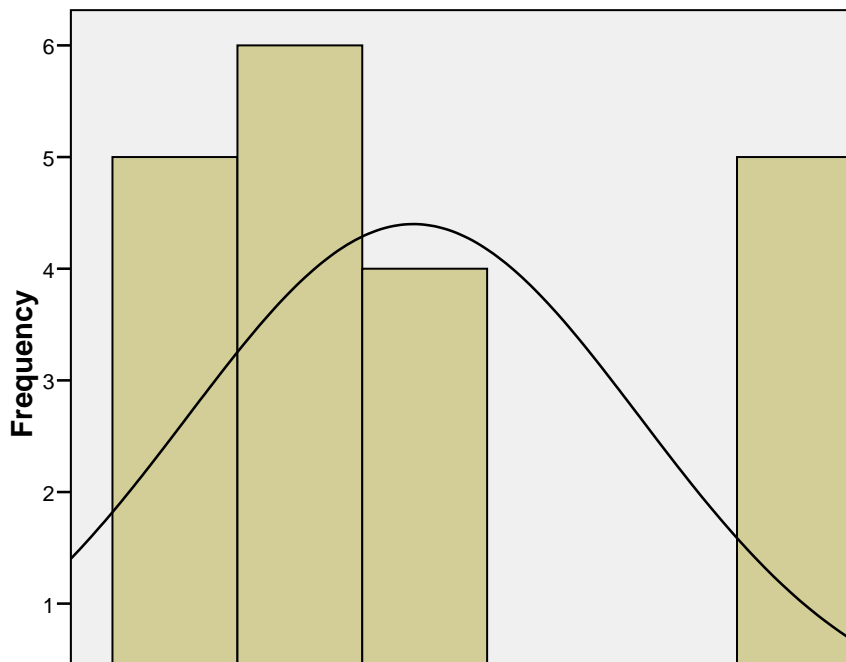
ZonaHambat

		Frequency	Percent	Valid Percent	Cumulative Percent	
Valid	.75	1	5.0	5.0	5.0	
	1.00	2	10.0	10.0	15.0	
	1.80	1	5.0	5.0	20.0	
	1.90	1	5.0	5.0	25.0	
	2.35	1	5.0	5.0	30.0	
	2.80	1	5.0	5.0	35.0	
	2.95	1	5.0	5.0	40.0	
	3.10	1	5.0	5.0	45.0	
	3.25	1	5.0	5.0	50.0	
	3.90	1	5.0	5.0	55.0	
	4.00	1	5.0	5.0	60.0	
	4.40	1	5.0	5.0	65.0	
	5.15	1	5.0	5.0	70.0	
	5.25	1	5.0	5.0	75.0	
	10.00	1	5.0	5.0	80.0	
	10.25	1	5.0	5.0	85.0	
	10.55	1	5.0	5.0	90.0	
	11.00	2	10.0	10.0	100.0	
	Total		20	100.0	100.0	

Kelompok



ZonaHambat



Tests of Normality

Kelompok		Kolmogorov-Smirnov ^a			Shapiro-Wilk		
		Statistic	df	Sig.	Statistic	df	Sig.
ZonaHambat	Kontrol Positif	.238	5	.200*	.897	5	.395
	Ekstrak 25%	.311	5	.130	.839	5	.163
	Ekstrak 50%	.197	5	.200*	.943	5	.685
	Ekstrak 100%	.233	5	.200*	.864	5	.244

*. This is a lower bound of the true significance.

a. Lilliefors Significance Correction

Test of Homogeneity of Variances

ZonaHambat

Levene Statistic	df 1	df 2	Sig.
1.816	3	16	.185

ANOVA

ZonaHambat

	Sum of Squares	df	Mean Square	F	Sig.
Between Groups	246.059	3	82.020	331.142	.000
Within Groups	3.963	16	.248		
Total	250.022	19			

Multiple Comparisons

Dependent Variable: ZonaHambat

LSD

(I) Kelompok	(J) Kelompok	Mean Difference (I-J)	Std. Error	Sig.	95% Confidence Interval	
					Lower Bound	Upper Bound
Kontrol Positif	Ekstrak 25%	9.27000*	.31476	.000	8.6027	9.9373
	Ekstrak 50%	7.67000*	.31476	.000	7.0027	8.3373
	Ekstrak 100%	6.02000*	.31476	.000	5.3527	6.6873
Ekstrak 25%	Kontrol Positif	-9.27000*	.31476	.000	-9.9373	-8.6027
	Ekstrak 50%	-1.60000*	.31476	.000	-2.2673	-.9327
	Ekstrak 100%	-3.25000*	.31476	.000	-3.9173	-2.5827
Ekstrak 50%	Kontrol Positif	-7.67000*	.31476	.000	-8.3373	-7.0027
	Ekstrak 25%	1.60000*	.31476	.000	.9327	2.2673
	Ekstrak 100%	-1.65000*	.31476	.000	-2.3173	-.9827
Ekstrak 100%	Kontrol Positif	-6.02000*	.31476	.000	-6.6873	-5.3527
	Ekstrak 25%	3.25000*	.31476	.000	2.5827	3.9173
	Ekstrak 50%	1.65000*	.31476	.000	.9827	2.3173

*. The mean difference is significant at the .05 level.