






LAMPIRAN 1
GAMBAR ALAT PEMBUATAN *STAND POWER WINDOW* DAN
CENTRAL LOCK



LAMPIRAN 2
GAMBAR PROSES PEMBUATAN STAND



LAMPIRAN 3
GAMBAR PEMASANGAN KOMPONEN *POWER WINDOW* DAN
CENTRAL LOCK



LAMPIRAN 4

GAMBAR HASIL STAND POWER WINDOW DAN CENTRAL LOCK



